

Version 4/2010

PHYTOPLAN[®]
Pflanzliche Wirkstoffe und Analytik

Product List 2010

Reference Substances Natural Compounds

**PHYTOPLAN Diehm & Neuberger GmbH
Im Neuenheimer Feld 515
D-69120 Heidelberg
Germany**

Phone: 0049 6221 / 40 13 47
Fax: 0049 6221 / 43 76 64
e-Mail: Phytoplan@t-online.de
Internet: www.Phytoplan.de

Dear customer,

we are pleased to introduce our new catalogue for the year 2010. Therein you will find many new products and also a greater range in the qualities of the compounds differing in the degree of purity and the documents delivered. Please decide which item is the proper for your purpose.

Catalogue of natural compounds

In our catalog we have listed the substances which are near-term available. Often you can choose a definite degree of purity and extent of documentation (see column ' documents delivered ').

The substances are mostly of high purity and are available as identification standards or HPLC standards dependent on the extent of the documentation. Some compounds we offer you also in larger quantities in a downgraded degree of purity.

All substances are delivered with an individual certificate of analysis which shows the purity by means of HPLC DAD and DAD ultraviolet spectrum.

Due to its purity (usually > 99,0 %) the reference substances of our catalog are suitable for ambitious applications. On customer's request the range of the current documentation can be individually expanded and adapted.

Please check which specific requirement of the documentation for your application (e.g. for authorisation or registration, HPLC standard, working standard etc.) is demanded.

Purity, quantity and extent of documentation for all substances can individually be defined by your demand.

Reference substances for identification

This class of substances is characterized by high purity (mostly greater 99,0 %) and are sold in definite purity classification, package sizes and prices. The certificate of analysis delivered contains both chromatographic measurements of the purity with TLC, HPLC-DAD and/or GC/MS and spectroscopic measurement like NMR, UV, IR, MS inclusive data interpretation.

The extent of the certificate of analysis is listed in the catalogue in the column 'documents delivered'. On customer's request also further analytic measurements can be performed.

If you are interested we can transfer you more information about discrete substances.

Dependent on the quantity ordered the delivery time may be prolonged. The availability of these substances however is warranted for longer periods.

On demand we can extend the certificates of analysis which are designed only for HPLC standards with further documents so that these substances can also be characterized as identification standards.

HPLC-standards

We supply these substances in a purity predominantly greater 99,0%. The current purity is indicated in the certificate of analysis together with a HPLC DAD chromatogram and UV spectrum.

Bulkware

Some compounds we offer with a lower degree of purity but in larger units and at a favourable price. Even for degrees of purity not specified in the catalog we make you an offer. In all cases you are provided with a certificate with HPLC DAD chromatogram.

Isolation on request

If you are interested in one or several compounds also from a definite plant we will study the feasibility and make you an offer in accordance with the individual costs. The requirements of the documentation and the specification will be made by your defaults.

In our laboratories we use all established chromatographic separation media and separation techniques. This enables us to produce even difficult accessible substances in multigram quantities. The likewise existing classical-chemical laboratory equipment facilitates also synthetic alternatives to pure isolation.

Purification on request

If you have a substance which is not sufficiently pure for your application we can clean it up in accordance with your specification. Use our broad experience with different substance classes and separation problems. Please request for an offer.

Discounts

If ordering the 5fold or 10fold quantity of a listed unit we will give you a discount of 10% or 20% of the calculated price. In cases of greater quantities we will make even greater discounts.

Shipment costs

Dependent on the country we must charge your parcel with effective shipment costs. We will inform you on demand or in the order confirmation.

Bank connection

Please pay the bill by cash or wire transmittance to the following account:

PHYTOPLAN Diehm & Neuberger GmbH (company)

Bank account:

Heidelberger Volksbank eG (bank)

Kurfürstenanlage 8 (street)

69115 Heidelberg (post code, city)

Germany

Bank Identifier Code (BIC): GENODE61HD1

interBank-Acc. No. (IBAN): DE67 6729 0000 0022 5906 77

VAT ID: DE190955227

For inquiry please contact:

Mr. Dr. Michael Diehm or Mr. Dr. Karl Neuberger

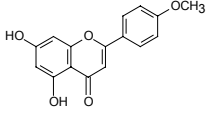
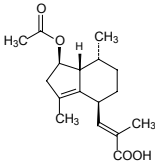
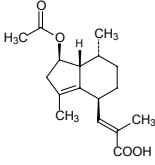
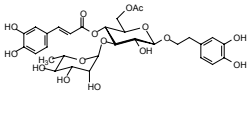
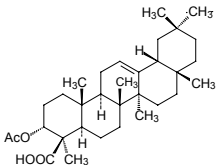
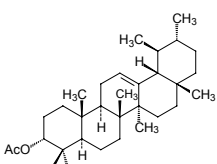
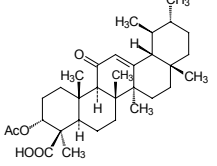
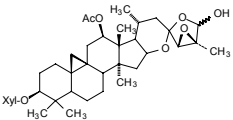
Phone: 0049 6221 401347, Fax: 0049 6221 437664,

e-Mail: phytoplan@t-online.de, Website: www.phytoplan.de

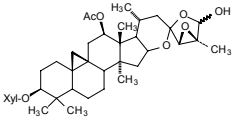
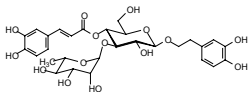
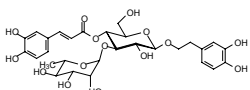
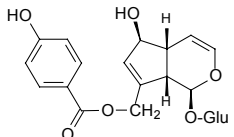
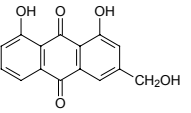
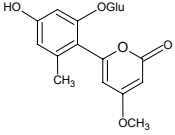
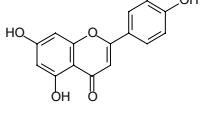
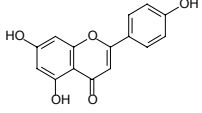
Table of compounds

Acacetin	Eleutheroside B	Luteolin-7-glucoside
Acetoxyvaleric acid	Eleutheroside E	Lycopene
Acetylacteoside	Emodin (Frangula-)	Malvidin chloride
Acetyl- α -boswellic acid	Englerin A	Malvin chloride
Acetyl- β -boswellic acid	(-)-Epicatechin	Manassantin A
Acetyl-11-keto- β -boswellic acid	(-)-Epicatechin gallate	Manassantin B
Actein	(-)-Epigallocatechin	Myricitrin
Acteoside	(-)-Epigallocatechingallate	Narciclasine
Agnuside	Frangulin (A + B)	Naringenin
Aloe-Emodin	Frangulin A	Naringin
Aloenin A	Frangulin B	Oleuropein
Apigenin	(-)-Gallocatechin	Orientin
Apigenin-7-glucoside	[6]-Gingerol	Pectolarin
Apiin	[8]-Gingerol	Pectolarigenin
Aristolochic acid mixture	Ginkgolide A	Picoside II
Aristolochic acid sodium salt	Ginkgolide B	Primin
Aristolochic acid I	Ginkgolide C	Primulaverin
Aristolochic acid II	Glucobrassicin	Primverin
Aucubin	Glucoerucin	Progoitrin
Azadirachtin	Glucoiberin	Pseudohypericin
Baicalein	Gluconapin	Quercetin
Baicalin	Gluconasturtiin	Quercitrin
Bergamottin	Glucotropaeolin	Retrorsine
Betulin	Gossypin	Retrorsine-N-oxide
Betulinic acid	Hamamelitannin	Rhein
Bilobalide	Harpagide	Rosmarinic acidure
α -Boswellic acid	Harpagoside	Rutin
β -Boswellic acid	Hederacoside C	Saponarin
Caftaric acid	Hederagenin	Senecionine
Casticin	α -Hederin	Senecionine-N-oxide
Catalpol	Hesperetin	Seneciophylline
(-)-Catechin	Hesperidin	Seneciophylline-N-oxide
(+)-Catechin	Homoorientin	Senkirkin
Cephaelin dihydrobromide	Hydroxytyrosol	Sennoside A
Chelidonine	Hydroxyvaleric acid	Sennoside B
Chlorogenic acid	Hyperforin DCHA salt	Silybin
Cichoric acid	Hypericin	Sinalbin
Cnicin	Hypericin sodium salt	Sinensetin
Coptisine	Hyperoside	Sinigrin
Curcumin	Isoacteoside	α -Solanin
Cyanidin chloride	Isoquercitrin	Spiraeoside
Cyanidin-3-glucoside	Isorhamnetin	Taxifolin
Cyanidin-3-rutinoside	Isovitexin	Trifolirhizin
Cyanin chloride	Isoxanthohumol	Umckalin
Cynarine	Kaempferol	Ursolic acid
Cytisine	Kaempferol-3-glucoside	Valeric acid
27-Deoxyactein	11-Keto- β -boswelliic acid	Vitexin
Delphinidin-3-galactoside	Leiocarposide	Wogonin
Delphinidin-3-glucoside	Lanatoside C	Wogonoside
Delphinidin-3-rutinoside	Linarin	Vitexin-2''-O-rhamnoside
Echinacoside	Lutein	Xanthohumol
Elenolic acid glucoside	Luteolin	

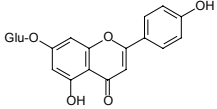
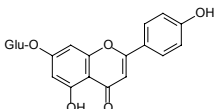
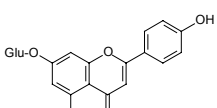
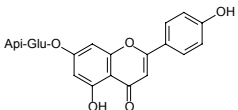
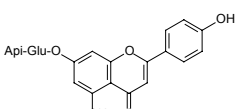
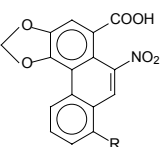
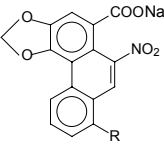
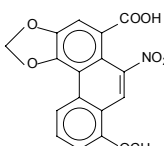
Catalogue of Natural Compounds

Compound	documents delivered	quantity	price [Euro]
 <p>Acacetin Linarigenin, 5,7-Dihydroxy-4'-methoxyflavon from Robinia pseudoacacia Art.-Nr. 3209.99 >99.0 % [480-44-4] $C_{16}H_{12}O_5$ M_r 284.26</p>	HPLC-DAD with UV-Spectrum	20 mg 50 mg	120,- 240,-
 <p>Acetoxyvaleric acid from Valeriana officinalis Art. 4402.RS >99.0 % [81397-67-3] $C_{17}H_{24}O_4$ M_r 292.37</p>	HPLC-DAD (2 methods), TLC (2 methods), 1H -NMR, ^{13}C -NMR - (with Interpretation), UV, IR, MS	25 mg 100 mg	295,- 1.030,-
 <p>Acetoxyvaleric acid from Valeriana officinalis Art. 4402.99 >99.0 % [81397-67-3] $C_{17}H_{24}O_4$ M_r 292.37</p>	HPLC-DAD with UV-spectrum	25 mg	250,-
 <p>6-O-Acetylacteoside from Harpagophytum procumbens Art. 6100.99 >99.0 % [441769-43-3] $C_{31}H_{38}O_{16}$ M_r 666.64</p>	HPLC-DAD with UV-spectrum	10 mg 20 mg 50 mg	110,- 190,- 380,-
 <p>3-Acetyl-α-boswellic acid (3α,4β)-3-Acetoxy-olean-12-ene-23-acid from Boswellia serrata Art. 5154.99 >99.0 % [89913-60-0] $C_{32}H_{50}O_4$ M_r 498.73</p>	HPLC-DAD with UV-spectrum	5 mg 10 mg 20 mg	130,- 210,- 355,-
 <p>3-Acetyl-β-boswellic acid (3α,4β)-3α-Acetoxy-urs-12-ene-23-acid from Boswellia serrata Art. 5151.99 >99.0 % [5968-70-7] $C_{32}H_{50}O_4$ M_r 498.73</p>	HPLC-DAD with UV-spectrum	5 mg 10 mg 20 mg	130,- 210,- 355,-
 <p>3-Acetyl-11-keto-β-boswellic acid 3α-Acetoxy-urs-12-ene-11-keto-23-acid from Boswellia serrata Art. 5153.99 >99.0 % [67416-61-9] $C_{32}H_{48}O_5$ M_r 512.73</p>	HPLC-DAD with UV-spectrum	5 mg 10 mg 20 mg	120,- 190,- 320,-
 <p>Actein from Cimicifuga racemosa Art. 3506.RS >99.0 % [18642-44-9] $C_{37}H_{56}O_{11}$ M_r 676.84</p>	HPLC-DAD (2 methods), TLC (2 methods), 1H -NMR, ^{13}C -NMR - (with Interpretation), IR, MS, hr-MS, Melting point	10 mg 50 mg	450,- 2.000,-

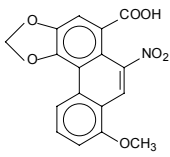
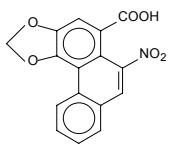
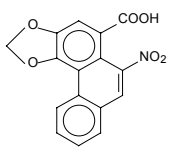
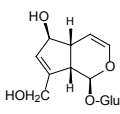
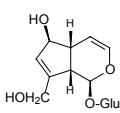
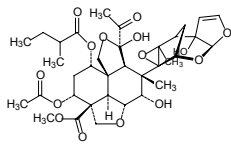
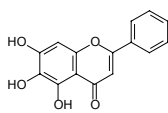
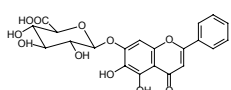
Catalogue of Natural Compounds

Compound	documents delivered	quantity	price [Euro]
 <p>Actein from <i>Cimicifuga racemosa</i> Art. 3506.99 >99.0 % [18642-44-9] C₃₇H₅₆O₁₁ M_r 676.84</p>	HPLC-DAD with UV-spectrum	5 mg 10 mg 20 mg	200,- 350,- 550,-
 <p>Acteoside Verbascoside from <i>Paulownia tormentosa</i> Art. 6101.RS >98.0 % [61276-17-3] C₂₉H₃₆O₁₅ M_r 624.59</p>	HPLC-DAD, TLC, ¹ H-NMR, ¹³ C-NMR - (with Interpretation), UV, IR, MS	20 mg 50 mg	250,- 500,-
 <p>Acteoside Verbascoside from <i>Paulownia tormentosa</i> Art. 6101.98 >98.0 % [61276-17-3] C₂₉H₃₆O₁₅ M_r 624.59</p>	HPLC-DAD with UV-spectrum	10 mg 20 mg 50 mg	125,- 210,- 420,-
 <p>Agnuside 10-p-Hydroxybenzoylaucubin from <i>Vitex agnus castus</i> Art. 2102.98 >98.0 % [11027-63-7] C₂₂H₂₆O₁₁ M_r 466.44</p>	HPLC-DAD with UV-spectrum	10 mg 20 mg	150,- 255,-
 <p>Aloe-Emodin 1,8-Dihydroxy-3-(hydroxymethyl)- anthraquinone, synthetic Art. 3714.99 >99.0 % [481-72-1] C₁₅H₁₀O₅ M_r 270.23</p>	HPLC-DAD with UV-spectrum	20 mg 50 mg	130,- 260,-
 <p>Aloenin A from <i>Aloe arborescens</i> Art. 4105.99 >99.0 % [38412-46-3] C₁₉H₂₂O₁₀ M_r 410.38</p>	HPLC-DAD with UV-spectrum	10 mg 20 mg 50 mg	135,- 250,- 500,-
 <p>Apigenin 4',5,7-Trihydroxyflavone from <i>Chamomillae romana</i> Art. 3205.99 >99.0 % [520-36-5] C₁₅H₁₀O₅ M_r 270.23</p>	HPLC-DAD with UV-spectrum	20 mg 50 mg 100 mg	125,- 250,- 440,-
 <p>Apigenin 4',5,7-Trihydroxyflavone from <i>Chamomillae romana</i> Art. 3205.97 >97.0 % [520-36-5] C₁₅H₁₀O₅ M_r 270.23</p>	HPLC-DAD with UV-spectrum	50 mg	110,-

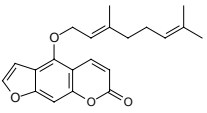
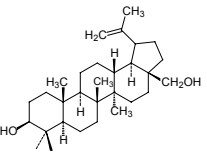
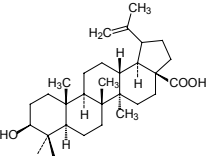
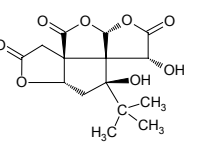
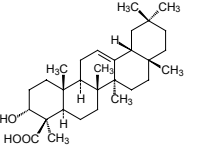
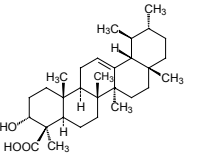
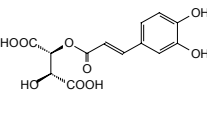
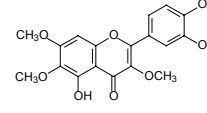
Catalogue of Natural Compounds

Compound	documents delivered	quantity	price [Euro]
 <p>Apigenin-7-glucoside Apigetrin, Cossmetin, 7-Glucosylapigenin from Chamomillae romana Art. 3207.RS >99.0 % [578-74-5] $C_{21}H_{20}O_{10}$ M_r 432.38</p>	HPLC-DAD (2 methods) TLC, 1H -NMR, ^{13}C -NMR - (with Interpretation), UV, IR, MS, Melting point	20 mg 50 mg 100 mg	240,- 480,- 720,-
 <p>Apigenin-7-glucoside Apigetrin, Cossmetin, 7-Glucosylapigenin from Chamomillae romana Art. 3207.99 >99.0 % [578-74-5] $C_{21}H_{20}O_{10}$ M_r 432.38</p>	HPLC-DAD with UV-spectrum	10 mg 20 mg 50 mg	110,- 190,- 350,-
 <p>Apigenin-7-glucoside Apigetrin, Cossmetin, 7-Glucosylapigenin from Chamomillae romana Art. 3207.97 >97.0 % [578-74-5] $C_{21}H_{20}O_{10}$ M_r 432.38</p>	HPLC-DAD with UV-spectrum	100 mg	105,-
 <p>Apiin Apioside, Apigenin-7-apiosylglucoside from Petroselinum crispum Art. 3244.RS >98.0 % [26544-34-3] $C_{26}H_{28}O_{14}$ M_r 564.50</p>	HPLC-DAD (2 methods), TLC (2 methods), 1H -NMR, ^{13}C -NMR - (with Interpretation), UV, IR, MS, Melting point	10 mg 20 mg	210,- 350,-
 <p>Apiin Apioside, Apigenin-7-apiosylglucoside from Petroselinum crispum Art. 3244.98 >98.0 % [26544-34-3] $C_{26}H_{28}O_{14}$ M_r 564.50</p>	HPLC-DAD with UV-spectrum	10 mg 20 mg	155,- 260,-
 <p>Aristolochic acid Mixture of Aristolochic acids with Aristolochia acid I as main component from Aristolochia clematitis Art. 4610.96 >96.0 % [67123-64-2]</p>	HPLC-DAD with UV-spectrum	500 mg	160,-
 <p>Aristolochic acid Sodium salt mixture from I und II Sodium salt from Aristolochia clematitis Art. 4615.96 >96.0 % [10190-99-5]</p>	HPLC-DAD with UV-spectrum	250 mg 500 mg	155,- 275,-
 <p>Aristolochic acid I from Aristolochia clematitis Art. 4611.99 >99.0 % [313-67-7] $C_{17}H_{11}NO_7$ M_r 341.28</p>	HPLC-DAD with UV-spectrum	20 mg 50 mg	145,- 290,-

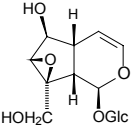
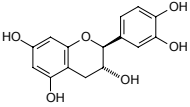
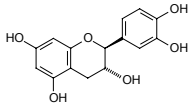
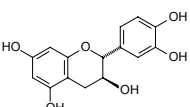
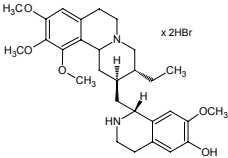
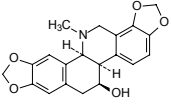
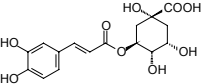
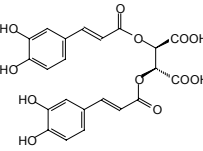
Catalogue of Natural Compounds

Compound	documents delivered	quantity	price [Euro]
 <p>Aristolochic acid I Aristolochin from <i>Aristolochia clematidis</i></p> <p>Art. 4611.96 >96.0 % [313-67-7] C₁₇H₁₁NO₇ M_r 341.28</p>	HPLC-DAD with UV-spectrum	250 mg 500 mg	235,- 410,-
 <p>Aristolochic acid II Noraristolochic acid from <i>Aristolochia clematidis</i></p> <p>Art. 4613.99 >99.0 % [475-80-9] C₁₆H₉NO₆ M_r 311.25</p>	HPLC-DAD with UV-spectrum	20 mg 50 mg	190,- 380,-
 <p>Aristolochic acid II from <i>Aristolochia clematidis</i></p> <p>Art. 4613.96 >96.0 % [475-80-9] C₁₆H₉NO₆ M_r 311.25</p>	HPLC-DAD with UV-spectrum	250 mg 500 mg	320,- 495,-
 <p>Aucubin Rhinanthin, Aucuboside from <i>Aucuba japonica</i></p> <p>Art. 2101.RS >99.0 % [479-98-1] C₁₅H₂₂O₉ M_r 346.33</p>	HPLC-DAD (2 methods), TLC, ¹ H-NMR, ¹³ C-NMR - (with Interpretation), UV, IR, MS, Melting point	20 mg 50 mg	165,- 330,-
 <p>Aucubin Rinanthin, Aucuboside from <i>Aucuba japonica</i></p> <p>Art. 2101.99 >99.0 % [479-98-1] C₁₅H₂₂O₉ M_r 346.33</p>	HPLC-DAD with UV-spectrum	20 mg 50 mg	120,- 230,-
 <p>Azadirachtin from <i>Azadirachta indica</i></p> <p>Art. 4501.97 >97.0 % [11141-17-6] C₃₅H₄₄O₁₆ M_r 720.72</p>	HPLC-DAD with UV-spectrum	1 mg 5 mg 10 mg	85,- 300,- 550,-
 <p>Baicalein 5,6,7-Trihydroxyflavone from <i>Scutellaria baicalensis</i></p> <p>Art. 3204.99 >99.0 % [491-67-8] C₁₅H₁₀O₅ M_r 270.24</p>	HPLC-DAD with UV-spectrum	20 mg 50 mg	150,- 260,-
 <p>Baicalin Baicalein-7-β-D-glucopyranoside uronate from <i>Scutellaria baicalensis</i></p> <p>Art. 3206.99 >99.0 % [21967-41-9] C₂₁H₁₈O₁₁ M_r 446.37</p>	HPLC-DAD with UV-spectrum	20 mg 50 mg	120,- 210,-

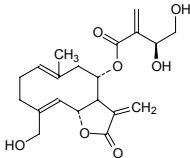
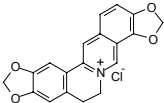
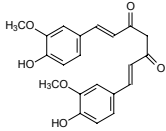
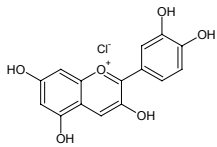
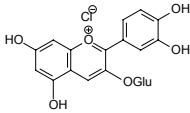
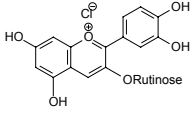
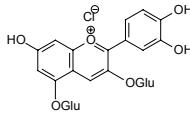
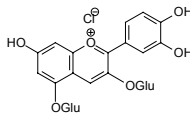
Catalogue of Natural Compounds

Compound	documents delivered	quantity	price [Euro]
 <p>Bergamottin 5-Geranoxy-psoralen from <i>Oleum bergamottae</i></p> <p>Art. 2114.99 >99.0 % [7380-40-7] C₂₁H₂₂O₄ M_r 338.42</p>	HPLC-DAD with UV-spectrum	20 mg 50 mg	110,- 220,-
 <p>Betulin Lup-20(29)-ene-3,28-diol, Betulinol from <i>Betula pendula</i></p> <p>Art. 5142.98 >98.0 % [473-98-3] C₃₀H₅₀O₂ M_r 442.73</p>	HPLC-DAD with UV-spectrum	1 g	80,-
 <p>Betulinic acid 3β-Hydroxy-lup-20(29)-ene-28-acid from <i>Platanus acerifolia</i></p> <p>Art. 5144.99 >99.0 % [472-15-1] C₃₀H₄₈O₃ M_r 456.71</p>	HPLC-DAD with UV-spectrum	20 mg 50 mg	105,- 210,-
 <p>Bilobalide from <i>Ginkgo biloba</i></p> <p>Art. 4255.98 >98.0 % [33570-04-6] C₁₅H₁₈O₈ M_r 326.30</p>	HPLC-DAD with UV-spectrum	10 mg 20 mg	110,- 160,-
 <p>α-Boswellic acid (3α,4β)-3-Hydroxy-olean-12-ene-23-acid from <i>Boswellia serrata</i></p> <p>Art. 5155.99 >99.0 % [471-66-9] C₃₀H₄₈O₃ M_r 456.73</p>	HPLC-DAD with UV-spectrum	5 mg 10 mg 20 mg	130,- 210,- 355,-
 <p>β-Boswellic acid (3α,4β)-3-Hydroxyurs-12-ene-23-acid from <i>Boswellia serrata</i></p> <p>Art. 5150.99 >99.0 % [631-69-6] C₃₀H₄₈O₃ M_r 456.73</p>	HPLC-DAD with UV-spectrum	5 mg 10 mg 20 mg	130,- 210,- 355,-
 <p>Caftaric acid 2-Caffeoyltartaric acid from <i>Echinacea pallidea</i></p> <p>Art. 6106.98 >98.0 % [67879-58-7] C₁₃H₁₂O₉ M_r 312.24</p>	HPLC-DAD with UV-spectrum	10 mg 20 mg	200,- 350,-
 <p>Casticin Viticarpin from <i>Vitex agnus castus</i></p> <p>Art. 3238.98 >98.0 % [479-91-4] C₁₉H₁₈O₈ M_r 374.32</p>	HPLC-DAD with UV-spectrum	10 mg 20 mg	140,- 220,-

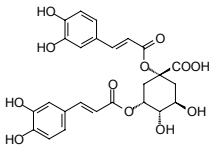
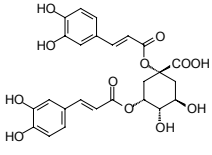
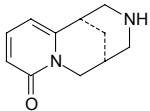
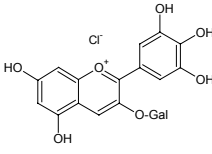
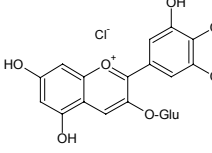
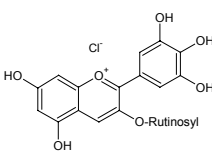
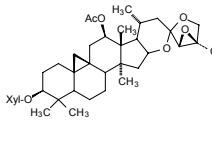
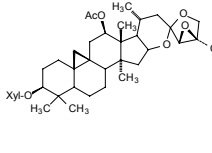
Catalogue of Natural Compounds

Compound	documents delivered	quantity	price [Euro]
 <p>Catalpol from <i>Picrorhiza kurrooa</i></p> <p>Art. 2109.99 >99.0 % [2415-24-9] C₁₅H₂₂O₁₀ M_r 362.33</p>	HPLC-DAD with UV-spectrum	20 mg 50 mg	115,- 230,-
 <p>(-)-Catechin (-)-Catechol, 3,3',4',5,7-Pentahydroxyflavan, from <i>Acacia catechu</i></p> <p>Art. 3303.RS >99.0 % [18829-70-4] C₁₅H₁₄O₆ M_r 290.27</p>	HPLC-DAD, TLC, ¹ H-NMR, ¹³ C-NMR - (with Interpretation), UV, IR, MS, Melting point,	20 mg	290,-
 <p>(-)-Catechin (-)-Catechol, 3,3',4',5,7-Pentahydroxyflavan, from <i>Acacia catechu</i></p> <p>Art. 3303.99 >99.0 % [18829-70-4] C₁₅H₁₄O₆ M_r 290.27</p>	HPLC-DAD with UV-spectrum	10 mg 20 mg	135,- 230,-
 <p>(+)-Catechin from <i>Acacia catechu</i></p> <p>Art. 3304.99 >99.0 % [154-23-4] C₁₅H₁₄O₆ M_r 290.27</p>	HPLC-DAD with UV-spectrum	20 mg 50 mg	110,- 220,-
 <p>Cephaelin dihydrobromide Desmethylemetin dihydrobromide from <i>Ipecacuanha</i></p> <p>Art.-Nr. 6304.97 >97.0 % [6014-81-9] C₂₆H₃₈N₂O₄ x 2HBr M_r 628.45</p>	HPLC-DAD with UV-spectrum	20 mg 50 mg	190,- 380,-
 <p>Chelidonine Stylophorin from <i>Chelidonium majus</i></p> <p>Art. 6302.98 >98.0 % [476-32-4] C₂₀H₁₉NO₅ M_r 353.37</p>	HPLC-DAD with UV-spectrum	20 mg 50 mg	120,- 210,-
 <p>Chlorogenic acid 3-Caffeoylchincic acid from green coffee beans</p> <p>Art.-Nr. 6107.99 >99.0 % [327-97-9] C₁₆H₁₈O₉ M_r 354.31</p>	HPLC-DAD with UV-spectrum	20 mg 50 mg	90,- 120,-
 <p>Cichoric acid 2,3-Dicafeoyltartaric acid from <i>Echinacea pallidea</i></p> <p>Art. 6105.98 >98.0 % [70831-56-0] C₂₂H₁₈O₁₂ M_r 474.38</p>	HPLC-DAD with UV-spectrum	10 mg 20 mg	200,- 350,-

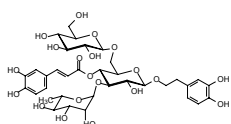
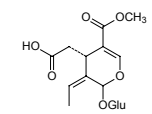
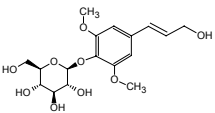
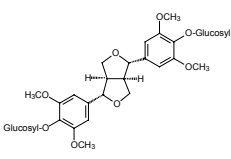
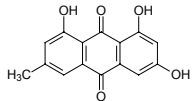
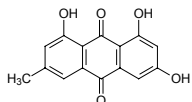
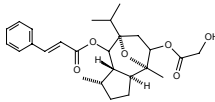
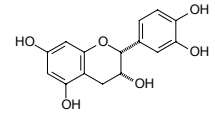
Catalogue of Natural Compounds

Compound	documents delivered	quantity	price [Euro]
 <p>Cnicin from Cnicus benedictus</p> <p>Art. 2113.98 >98.0 % [24394-09-0] C₂₀H₂₆O₇ M_r 378.42</p>	HPLC-DAD with UV-spectrum	10 mg 20 mg	120,- 200,-
 <p>Coptisine Bis(methylenedioxy)protoberberin from Chelidonium majus</p> <p>Art. 6301.RS >99.0 % [6020-18-4] C₁₉H₁₄NO₄Cl M_r 355.78</p>	HPLC-DAD with UV-spectrum	10 mg 20 mg	115,- 200,-
 <p>Curcumin Diferuloylmethane from Curcuma longa</p> <p>Art. 4320.98 >98.0 % [458-37-7] C₂₁H₂₀O₆ M_r 368.39</p>	HPLC-DAD with UV-spectrum	10 mg 20 mg	115,- 210,-
 <p>Cyanidin chloride Cyanidol aus Rosa centifolia</p> <p>Art.-Nr. 5003.97 >97.0 % [528-58-5] C₁₅H₁₁ClO₆ M_r 322.70</p>	HPLC-DAD with UV-spectrum	20 mg	130,-
 <p>Cyanidin-3-glucoside Kuromanin chloride, Asterin from Rosa centifolia</p> <p>Art. 5002.97 >97.0 % [7084-24-4] C₂₁H₂₁ClO₁₁ M_r 484.84</p>	HPLC-DAD with UV-spectrum	10 mg	160,-
 <p>Cyanidin-3-rutinoside Antirrhinin, Keracyanin from Ribes nigrum</p> <p>Art. 5004.97 >97.0 % [18719-76-1] C₂₁H₂₁ClO₁₁ M_r 630.98</p>	HPLC-DAD with UV-spectrum	20 mg 50 mg	150,- 300,-
 <p>Cyanin chloride Cyanidin-3,5-diglucoside chloride from Rosa centifolia</p> <p>Art. 5001.98 >98.0 % [2611-67-8] C₂₇H₃₁ClO₁₆ M_r 646.96</p>	HPLC-DAD with UV-spectrum	20 mg 50 mg	110,- 220,-
 <p>Cyanin chloride Cyanidin-3,5-diglucoside chloride from Rosa centifolia</p> <p>Art. 5001.96 >96.0 % [2611-67-8] C₂₇H₃₁ClO₁₆ M_r 646.96</p>	HPLC-DAD with UV-spectrum	100 mg	110,-

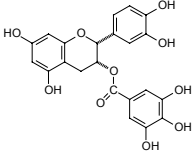
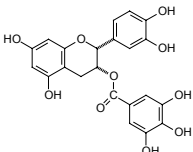
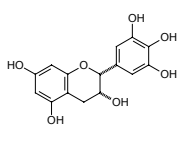
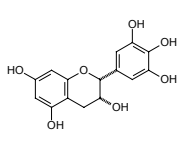
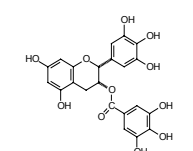
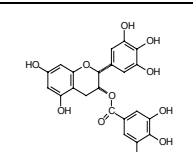
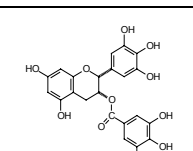
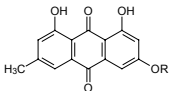
Catalogue of Natural Compounds

Compound	documents delivered	quantity	price [Euro]
 <p>Cynarin 1,3-Dicaffeoylquinic acid from <i>Cynara scolymus</i></p> <p>Art. 6103.RS >99.0 % [1182-34-9] C₂₅H₂₄O₁₂ M_r 516.46</p>	HPLC-DAD, TLC, 1H-NMR, 13C-NMR - (with Interpretation), UV, IR, MS, Melting point	10 mg 20 mg 50 mg	180,- 295,- 590,-
 <p>Cynarin 1,3-Dikaffeoylquinic acid from <i>Cynara scolymus</i></p> <p>Art. 6103.99 >99.0 % [1182-34-9] C₂₅H₂₄O₁₂ M_r 516.46</p>	HPLC-DAD with UV-spectrum	10 mg 20 mg 50 mg	150,- 245,- 480,-
 <p>Cytisine Laburnin from <i>Laburnum anagyroides</i></p> <p>Art. 6204.98 >98.0 % [485-35-8] C₁₁H₁₄N₂O M_r 190.25</p>	HPLC-DAD with UV-spectrum	20 mg 50 mg	150,- 300,-
 <p>Delphinidin-3-galactoside chloride Empetrin from <i>Vaccinium myrtillus</i></p> <p>Art. 5017.95 >95.0 % [28500-00-7] C₂₁H₂₁O₁₂Cl M_r 500.84</p>	HPLC-DAD with UV-spectrum	10 mg	200,-
 <p>Delphinidin-3-glucoside chloride Myrtillin from <i>Vaccinium myrtillus</i></p> <p>Art. 5018.95 >95.0 % [6906-38-3] C₂₁H₂₁O₁₂Cl M_r 500.84</p>	HPLC-DAD with UV-spectrum	10 mg	180,-
 <p>Delphinidin-3-rutinoside Delphinidin-3-glucorhamnoside, Tulipanin from <i>Ribes nigrum</i></p> <p>Art. 5009.97 >97.0 % [15674-58-5] C₂₇H₃₁ClO₁₆Cl M_r 646.98</p>	HPLC-DAD with UV-spectrum	20 mg 50 mg	150,- 300,-
 <p>27-Deoxyactein 26-Deoxyactein, 23-epi-26-Deoxyactein from <i>Cimicifuga racemosa</i></p> <p>Art. 3505.RS >99.0 % [-] C₃₇H₅₆O₁₀ M_r 660.84</p>	HPLC-DAD (2 methods), TLC (2 methods), 1H-NMR, 13C-NMR - (with Interpretation), IR, MS, hr-MS, Melting point	10 mg 50 mg	460,- 2.050,-
 <p>27-Deoxyactein 26-Deoxyactein, 23-epi-26-Deoxyactein from <i>Cimicifuga racemosa</i></p> <p>Art. 3505.99 >99.0 % [-] C₃₇H₅₆O₁₀ M_r 660.84</p>	HPLC-DAD with UV-spectrum	5 mg 10 mg 20 mg	210,- 370,- 680,-

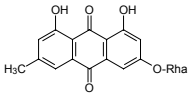
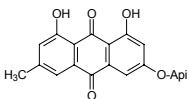
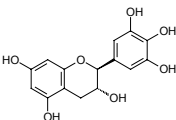
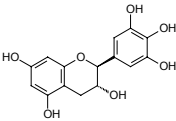
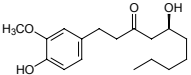
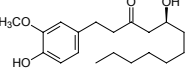
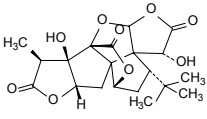
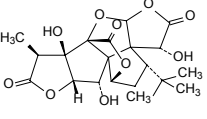
Catalogue of Natural Compounds

Compound	documents delivered	quantity	price [Euro]
<p>Echinacoside from <i>Echinacea pallidea</i></p>  <p>Art. 6104.98 >98.0 % [82854-37-3] C₃₅H₄₆O₂₀ M_r 786.70</p>	HPLC-DAD with UV-spectrum	10 mg 20 mg	200,- 350,-
<p>Elenolic acid glucoside Oleoside-11-methylester from <i>Olea europaea</i></p>  <p>Art. 2131.98 >98.0 % [60539-23-3] C₁₇H₂₄O₁₁ M_r 404.38</p>	HPLC-DAD with UV-spectrum	20 mg 50 mg	160,- 320,-
<p>Eleutheroside B Syringin, Syringoside from <i>Syringa vulgaris</i></p>  <p>Art. 3203.99 >99.0 % [118-34-3] C₁₇H₂₄O₉ M_r 372.36</p>	HPLC-DAD with UV-spectrum	5 mg 10 mg 20 mg	105,- 185,- 320,-
<p>Eleutheroside E Syringaresinol-4',4'-O-bis-β-D-glucoside from <i>Eleutherococcus</i></p>  <p>Art. 3202.96 >96.0 % [39432-56-9] C₃₄H₄₆O₁₈ M_r 742.71</p>	HPLC-DAD with UV-spectrum	5 mg 10 mg 20 mg	125,- 210,- 360,-
<p>Emodin Frangula-Emodin, Rheum-Emodin, Archin from <i>Rhamnus frangula</i></p>  <p>Art. 3266.RS >99.0 % [518-82-1] C₁₅H₁₀O₅ M_r 270.23</p>	HPLC-DAD, TLC, ¹ H-NMR, ¹³ C-NMR - (with Interpretation), UV, IR, MS, Melting point	20 mg 50 mg	110,- 220,-
<p>Emodin Frangula-Emodin, Rheum-Emodin, Archin from <i>Rhamnus frangula</i></p>  <p>Art. 3266.99 >99.0 % [518-82-1] C₁₅H₁₀O₅ M_r 270.23</p>	HPLC-DAD with UV-spectrum	10 mg	200,-
<p>Englerin A aus <i>Phyllanthus engleri</i></p>  <p>Art.-Nr. 1901.95 >95.0 % [-] C₂₆H₃₅O₁₆ M_r 443.56</p>	HPLC-DAD mit UV-Spektrum	10 mg	200,-
<p>(-)-Epicatechin from <i>Acacia catechu</i></p>  <p>Art. 3305.99 >99.0 % [490-46-0] C₁₅H₁₄O₆ M_r 290.27</p>	HPLC-DAD with UV-spectrum	20 mg 50 mg	105,- 210,-

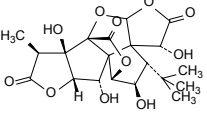
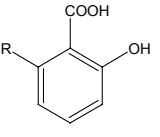
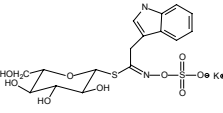
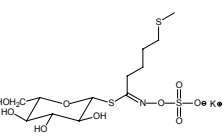
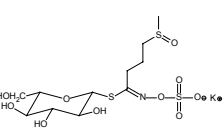
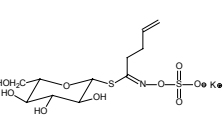
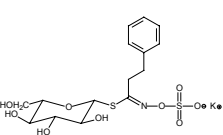
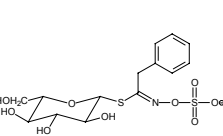
Catalogue of Natural Compounds

Compound	documents delivered	quantity	price [Euro]
 <p>(-)-Epicatechin gallate from <i>Camellia sinensis</i></p> <p>Art. 3307.RS >99.0 % [1257-08-5] C₂₂H₁₈O₁₀ M_r 442.38</p>	HPLC-DAD, TLC, 1H-NMR, 13C-NMR - (with Interpretation), UV, IR, MS, Melting point	10 mg 50 mg	190,- 800,-
 <p>(-)-Epicatechin gallate from <i>Camellia sinensis</i></p> <p>Art. 3307.99 >99.0 % [1257-08-5] C₂₂H₁₈O₁₀ M_r 442.38</p>	HPLC-DAD with UV-spectrum	10 mg 20 mg 50 mg	150,- 255,- 600,-
 <p>(-)-Epigallocatechin from <i>Camellia sinensis</i></p> <p>Art. 3306.RS >99.0 % [970-74-1] C₁₅H₁₄O₇ M_r 306.27</p>	HPLC-DAD, TLC, 1H-NMR, 13C-NMR - (with Interpretation), UV, IR, MS, Melting point	10 mg 50 mg	195,- 800,-
 <p>(-)-Epigallocatechin from <i>Camellia sinensis</i></p> <p>Art. 3306.99 >99.0 % [970-74-1] C₁₅H₁₄O₇ M_r 306.27</p>	HPLC-DAD with UV-spectrum	10 mg 20 mg 50 mg	160,- 270,- 620,-
 <p>(-)-Epigallocatechin gallate from <i>Camellia sinensis</i></p> <p>Art. 3308.RS >99.0 % [989-51-5] C₂₂H₁₈O₁₁ M_r 458.37</p>	HPLC-DAD, TLC, 1H-NMR, 13C-NMR - (with Interpretation), UV, IR, MS, Melting point	20 mg 50 mg	250,- 500,-
 <p>(-)-Epigallocatechin gallate from <i>Camellia sinensis</i></p> <p>Art. 3308.99 >99.0 % [989-51-5] C₂₂H₁₈O₁₁ M_r 458.37</p>	HPLC-DAD with UV-spectrum	20 mg 50 mg	200,- 400,-
 <p>(-)-Epigallocatechin gallate from <i>Camellia sinensis</i></p> <p>Art. 3308.96 >96.0 % [989-51-5] C₂₂H₁₈O₁₁ M_r 458.37</p>	HPLC-DAD with UV-spectrum	100 mg	120,-
 <p>Frangulin Mixture of A and B approx. 1:4 from <i>Rhamnus frangula</i></p> <p>Art. 3270.97 >97.0 % [60529-33-1]</p>	HPLC-DAD with UV-spectrum	100 mg	130,-

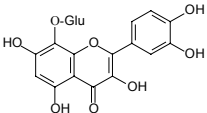
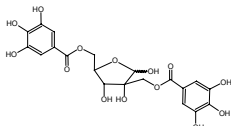
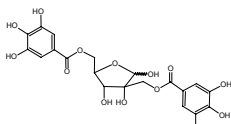
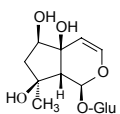
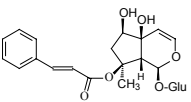
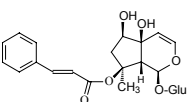
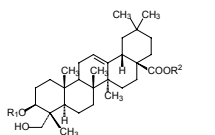
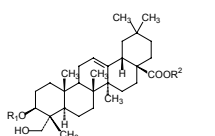
Catalogue of Natural Compounds

Compound	documents delivered	quantity	price [Euro]
 <p>Frangulin A Emodinrhamnoside, Rhamnoxanthin from <i>Rhamnus frangula</i></p> <p>Art. 3268.98 >98.0 % [521-62-0] C₂₁H₂₀O₉ M_r 416.38</p>	HPLC-DAD with UV-spectrum	20 mg 50 mg	140,- 280,-
 <p>Frangulin B 6-O-(Apiofuranosyl)-1,6,8-trihydroxy-3-methylantraquinone from <i>Rhamnus frangula</i></p> <p>Art. 3269.98 >98.0 % [14101-04-3] C₂₀H₁₈O₉ M_r 402.36</p>	HPLC-DAD with UV-spectrum	10 mg 20 mg	140,- 235,-
 <p>(-)-Gallocatechin Gallocatechol from <i>Camellia sinensis</i></p> <p>Art. 3309.RS >99.0 % [3371-27-5] C₁₅H₁₄O₇ M_r 306.27</p>	HPLC-DAD, TLC, 1H-NMR, 13C-NMR - (with Interpretation), UV, IR, MS, Melting point	10 mg 20 mg 50 mg	150,- 220,- 440,-
 <p>(-)-Gallocatechin Gallocatechol from <i>Camellia sinensis</i></p> <p>Art. 3309.99 >99.0 % [3371-27-5] C₁₅H₁₄O₇ M_r 306.27</p>	HPLC-DAD with UV-spectrum	10 mg 20 mg 50 mg	125,- 200,- 400,-
 <p>[6]-Gingerol from <i>Zingiber officinale</i></p> <p>Art. 4301.98 >98.0 % [23513-14-6] C₁₇H₂₆O₄ M_r 294.39</p>	HPLC-DAD with UV-spectrum	10 mg 20 mg	140,- 240,-
 <p>[8]-Gingerol from <i>Zingiber officinale</i></p> <p>Art. 4302.98 >98.0 % [23513-08-8] C₁₉H₃₀O₄ M_r 322.44</p>	HPLC-DAD with UV-spectrum	10 mg 20 mg	155,- 265,-
 <p>Ginkgolide A from <i>Ginkgo biloba</i></p> <p>Art. 4251.98 >98.0 % [15291-75-5] C₂₀H₂₄O₉ M_r 408.41</p>	HPLC-DAD with UV-spectrum	10 mg 20 mg	105,- 160,-
 <p>Ginkgolide B 1-Hydroxyginkgolide A from <i>Ginkgo biloba</i></p> <p>Art. 4250.99 >99.0 % [15291-77-7] C₂₀H₂₄O₁₀ M_r 424.40</p>	HPLC-DAD with UV-spectrum	10 mg 20 mg	145,- 240,-

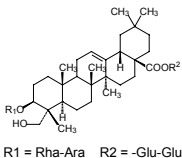
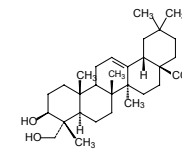
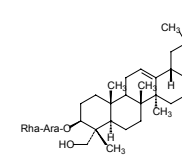
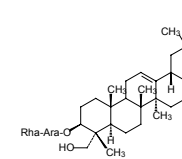
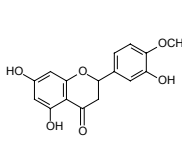
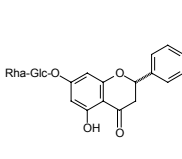
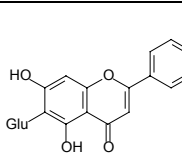
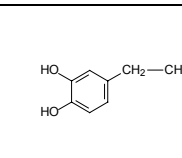
Catalogue of Natural Compounds

Compound	documents delivered	quantity	price [Euro]
 <p>Ginkgolide C 1,7-Dihydroxyginkgolide A from Ginkgo biloba</p> <p>Art. 4252.95 >95.0 % [15291-76-6] C₂₀H₂₄O₁₁ M_r 440.40</p>	HPLC-DAD with UV-spectrum	10 mg 20 mg	115,- 180,-
 <p>Ginkgolic acids RN from Ginkgo biloba</p> <p>Art. 4110.90 >90.0 % [-] C₂₀H₃₂O₃ / C₂₂H₃₄O₃ / C₂₄H₃₈O₃ M_r 320.5 / 346.5 / 374.6</p> <p>R = C₁₃H₂₇, C₁₅H₂₉, C₁₇H₃₃</p>	HPLC-DAD with UV-spectrum	5 mg 10 mg 20 mg	160,- 260,- 450,-
 <p>Glucobrassicin 3-Indolylmethylglucosinolate potassium salt aus Brassica oleracea</p> <p>Art. 3407.97 >97.0 % [4356-52-9] C₁₆H₁₉KN₂O₉S₂ M_r 486.26</p>	HPLC-DAD with UV-spectrum	10 mg 20 mg	130,- 220,-
 <p>Glucoerucin 4-Methylthiobutylglucosinolate potassium salt from Eruca sativa</p> <p>Art. 3411.97 >97.0 % [21973-56-8] C₁₂H₂₂KNO₉S₃ M_r 459.61</p>	HPLC-DAD with UV- spectrum	10 mg 20 mg	150,- 280,-
 <p>Glucoiberin 3-(Methylsulfinyl)propylglucosinolate pot. salt from Iberis amara</p> <p>Art. 3413.97 >97.0 % [554-88-1] C₁₁H₂₀KNO₁₀S₃ M_r 461.56</p>	HPLC-DAD with UV- spectrum	10 mg 20 mg 50 mg	120,- 200,- 400,-
 <p>Gluconapin 3-Butenylglucosinolat potassium salt from Brassica napus</p> <p>Art. 3417.97 >97.0 % [19041-09-9] C₁₁H₁₈KNO₉S₂ M_r 411.48</p>	HPLC-DAD with UV- spectrum	10 mg 20 mg 50 mg	125,- 220,- 440,-
 <p>Gluconasturtiin Phenylethylglucosinolate potassium salt from Nasturtium officinale</p> <p>Art. 3405.95 >95.0 % [499-30-9] C₁₅H₂₀KNO₉S₂ M_r 461.16</p>	HPLC-DAD with UV-spectrum	10 mg 20 mg	130,- 220,-
 <p>Glucotropaeolin Benzylglucosinolate potassium salt from Tropaeolum majus</p> <p>Art. 3403.99 >99.0 % [5115-71-9] C₁₄H₁₈KNO₉S₂ M_r 447.52</p>	HPLC-DAD with UV-spectrum	20 mg 50 mg	110,- 220,-

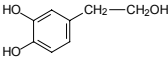
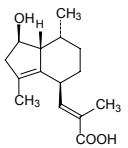
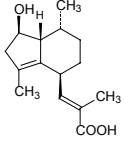
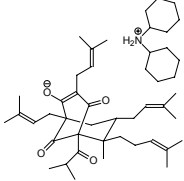
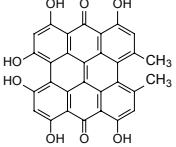
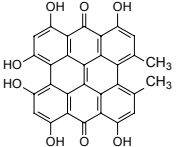
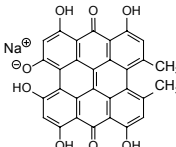
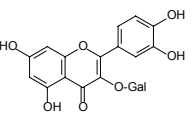
Catalogue of Natural Compounds

Compound	documents delivered	quantity	price [Euro]
 <p>Gossypin Gossypetin-8-glucoside from <i>Hibiscus vitifolius</i></p> <p>Art. 3255.99 >99.0 % [652-78-8] C₂₁H₂₀O₁₃ M_r 480.38</p>	HPLC-DAD with UV-spectrum	10 mg 20 mg	100,- 170,-
 <p>Hamamelitannin from <i>Hamamelis virginiana</i></p> <p>Art. 3315.99 >99.0 % [469-32-9] C₂₀H₂₀O₁₄ M_r 484.37</p>	HPLC-DAD with UV-spectrum	20 mg 50 mg	125,- 210,-
 <p>Hamamelitannin from <i>Hamamelis virginiana</i></p> <p>Art. 3315.96 >96.0 % [469-32-9] C₂₀H₂₀O₁₄ M_r 484.37</p>	HPLC-DAD with UV-spectrum	50 mg 100 mg	110,- 200,-
 <p>Harpagide from <i>Harpagophytum procumbens</i></p> <p>Art. 2120.99 >99.0 % [6926-08-5] C₁₅H₂₄O₁₀ M_r 364.34</p>	HPLC-DAD with UV-spectrum	10 mg 20 mg	160,- 270,-
 <p>Harpagide 8-O-Cinnamoylharpagide from <i>Harpagophytum procumbens</i></p> <p>Art. 2121.RS >99.0 % [19210-12-9] C₂₄H₃₀O₁₁ M_r 494.48</p>	HPLC-DAD, TLC, ¹ H-NMR, ¹³ C-NMR - (with Interpretation), UV, IR, MS, Melting point	20 mg 50 mg	240,- 480,-
 <p>Harpagide 8-O-Cinnamoylharpagide from <i>Harpagophytum procumbens</i></p> <p>Art. 2121.99 >99.0 % [19210-12-9] C₂₄H₃₀O₁₁ M_r 494.48</p>	HPLC-DAD with UV-spectrum	10 mg 20 mg 50 mg	100,- 170,- 340,-
 <p>Hederacoside C Hederasaponin C from <i>Hedera helix</i></p> <p>Art. 5133.RS >99.0 % [14216-03-6] C₅₉H₉₆O₂₆ M_r 1221.39</p> <p>R1 = Rha-Ara R2 = -Glu-Glu-Rha</p>	HPLC-DAD, TLC, ¹ H-NMR, ¹³ C-NMR - (with Interpretation), UV, IR, MS, Melting point	20 mg 50 mg	155,- 300,-
 <p>Hederacoside C Hederasaponin C from <i>Hedera helix</i></p> <p>Art. 5133.99 >99.0 % [14216-03-6] C₅₉H₉₆O₂₆ M_r 1221.39</p> <p>R1 = Rha-Ara R2 = -Glu-Glu-Rha</p>	HPLC-DAD with UV-spectrum	20 mg 50 mg 100 mg	115,- 230,- 415,-

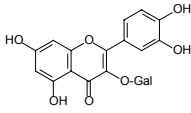
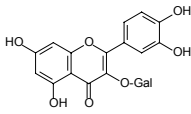
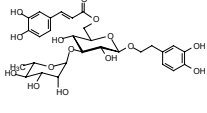
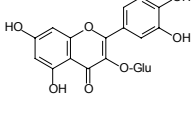
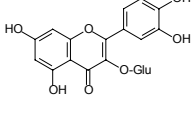
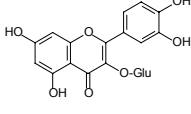
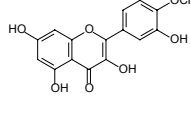
Catalogue of Natural Compounds

Compound	documents delivered	quantity	price [Euro]
 <p>Hederacoside C Hederasaponin C aus Hedera helix</p> <p>Art. 5133.95 >95.0 % [14216-03-6] C₅₉H₉₆O₂₆ M_r 1221.39</p> <p>R1 = Rha-Ara R2 = -Glu-Glu-Rha</p>	HPLC-DAD with UV-spectrum	50 mg 100 mg	100,- 180,-
 <p>Hederagenin from Hedera helix</p> <p>Art. 5135.98 >98.0 % [465-99-6] C₃₀H₄₈O₄ M_r 472.73</p>	HPLC-DAD with UV-spectrum	20 mg 50 mg	110,- 220,-
 <p>α-Hederin from Hedera helix</p> <p>Art. 5136.RS >99.0 % [27013-91-8] C₄₁H₆₆O₁₂ M_r 750.97</p>	HPLC-DAD, TLC, ¹ H-NMR, ¹³ C-NMR - (with Interpretation), UV, IR, MS, Melting point	10 mg 20 mg	175,- 285,-
 <p>α-Hederin from Hedera helix</p> <p>Art. 5136.99 >99.0 % [27013-91-8] C₄₁H₆₆O₁₂ M_r 750.97</p>	HPLC-DAD with UV-spectrum	10 mg 20 mg 50 mg	120,- 205,- 410,-
 <p>Hesperetin Cyanidanon-4'-methylether synthetic</p> <p>Art. 3320.98 >98.0 % [520-33-2] C₁₆H₁₄O₆ M_r 302.28</p>	HPLC-DAD with UV-spectrum	20 mg 50 mg	110,- 220,-
 <p>Hesperidin Hesperetin-7-rutinoside, Cirantin from Citrus sinensis</p> <p>Art. 3321.98 >98.0 % [520-26-3] C₂₈H₃₄O₁₅ M_r 610.57</p>	HPLC-DAD with UV-spectrum	20 mg 50 mg	115,- 230,-
 <p>Homoorientin 6-C-Glucoluteolin, Isoorientin from Adonis vernalis</p> <p>Art. 3277.99 >99.0 % [4261-42-1] C₂₁H₂₀O₁₁ M_r 448.38</p>	HPLC-DAD with UV-spectrum	5 mg 10 mg	105,- 165,-
 <p>Hydroxytyrosol 3,4-Dihydroxyphenylethanol from Olea europaea</p> <p>Art. 4440.RS >98.0 % [10597-60-1] C₈H₁₀O₃ M_r 154.17</p>	HPLC-DAD, TLC, ¹ H-NMR, ¹³ C-NMR - (with Interpretation), UV, IR, MS	25 mg	170,-

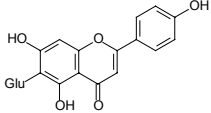
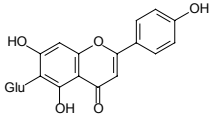
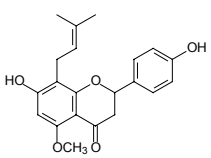
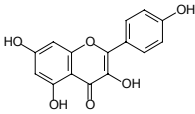
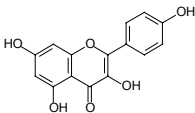
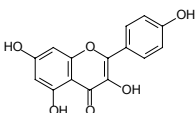
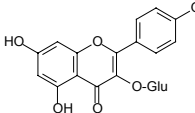
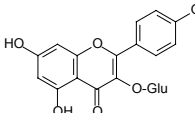
Catalogue of Natural Compounds

Compound	documents delivered	quantity	price [Euro]
 <p>Hydroxytyrosol 3,4-Dihydroxyphenylethanol from <i>Olea europaea</i></p> <p>Art. 4440.98 >98.0 % [10597-60-1] C₈H₁₀O₃ M_r 154.17</p>	HPLC-DAD with UV-spectrum	25 mg	130,-
 <p>Hydroxyvaleric acid from <i>Valeriana officinalis</i></p> <p>Art. 4401.RS >99.0 % [1619-16-5] C₁₅H₂₂O₃ M_r 250.34</p>	HPLC-DAD (2 methods), TLC (2 methods), ¹ H-NMR, ¹³ C-NMR - (with Interpretation), UV, IR, MS, Elemental analysis Melting point	25 mg 50 mg 100 mg	220,- 370,- 640,-
 <p>Hydroxyvaleric acid from <i>Valeriana officinalis</i></p> <p>Art. 4401.99 >99.0 % [1619-16-5] C₁₅H₂₂O₃ M_r 250.34</p>	HPLC-DAD with UV-spectrum	25 mg 50 mg 100 mg	180,- 310,- 560,-
 <p>Hyperforin-dicyclohexylammonium salt from <i>Hypericum perforatum</i> / synthetic</p> <p>Art. 4213.90 >90.0 % [238074-03-8] C₃₅H₅₁O₄ x C₁₂H₂₄N M_r 718.11</p>	HPLC-DAD with UV-spectrum	5 mg 10 mg	180,- 315,-
 <p>Hypericin from <i>Hypericum perforatum</i></p> <p>Art. 3720.RS >99.0 % [548-04-9] C₃₀H₁₆O₈ M_r 504.45</p>	HPLC-DAD, TLC, ¹ H-NMR, ¹³ C-NMR - (with Interpretation), UV, IR, MS, hr-MS, Melting point	10 mg 20 mg	340,- 580,-
 <p>Hypericin from <i>Hypericum perforatum</i></p> <p>Art. 3720.98 >98.0 % [548-04-9] C₃₀H₁₆O₈ M_r 504.45</p>	HPLC-DAD with UV-spectrum	5 mg 10 mg 20 mg	180,- 300,- 510,-
 <p>Hypericin Sodium salt from <i>Hypericum perforatum</i></p> <p>Art. 3721.98 >98.0 % [-] C₃₀H₁₅O₈Na M_r 526.45</p>	HPLC-DAD with UV-spectrum	5 mg 10 mg 20 mg	190,- 300,- 510,-
 <p>Hyperoside Hyperin, Quercetin-3-galactoside from <i>Hypericum perforatum</i></p> <p>Art. 3252.RS >99.0 % [482-36-0] C₂₁H₂₀O₁₂ M_r 464.38</p>	HPLC-DAD (2 methods), TLC, ¹ H-NMR, ¹³ C-NMR - (with Interpretation), UV, IR, MS, Melting point	20 mg 50 mg 100 mg	145,- 290,- 485,-

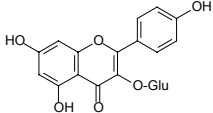
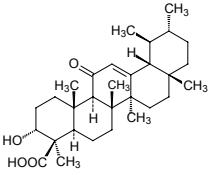
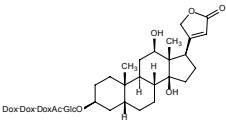
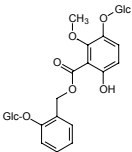
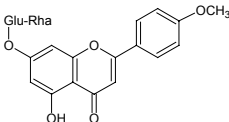
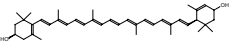
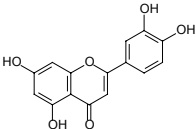
Catalogue of Natural Compounds

Compound		documents delivered	quantity	price [Euro]
	<p>Hyperoside Hyperin, Quercetin-3-galactoside from <i>Hypericum perforatum</i></p> <p>Art. 3252.99 >99.0 % [482-36-0] C₂₁H₂₀O₁₂ M_r 464.38</p>	HPLC-DAD with UV-spectrum	20 mg	125,-
			50 mg	250,-
	100 mg	425,-		
	<p>Hyperoside Hyperin, Quercetin-3-galactoside from <i>Hypericum perforatum</i></p> <p>Art. 3252.97 >97.0 % [482-36-0] C₂₁H₂₀O₁₂ M_r 464.38</p>	HPLC-DAD with UV-spectrum	100 mg	140,-
	<p>Isoacteoside Isoverbascoside from <i>Harpagophytum procumbens</i></p> <p>Art. 6102.99 >99.0 % [61303-13-7] C₂₉H₃₆O₁₅ M_r 624.59</p>	HPLC-DAD with UV-spectrum	20 mg	180,-
			50 mg	360,-
	<p>Isoorientin see Homoorientin</p>			
	<p>Isoquercitrin Quercetin-3-glucoside from <i>Sambucus nigra</i></p> <p>Art. 3254.RS >99.0 % [21637-25-2] C₂₁H₂₀O₁₂ M_r 464.38</p>	HPLC-DAD (2 methods), TLC, ¹ H-NMR, ¹³ C-NMR - (with Interpretation), UV, IR, MS, Melting point	20 mg	170,-
			50 mg	340,-
		100 mg	560,-	
	<p>Isoquercitrin Quercetin-3-glucoside from <i>Tiliae officinalis</i></p> <p>Art. 3254.99 >99.0 % [21637-25-2] C₂₁H₂₀O₁₂ M_r 464.38</p>	HPLC-DAD with UV-spectrum	20 mg	135,-
			50 mg	270,-
		100 mg	460,-	
	<p>Isoquercitrin Quercetin-3-glucosid aus <i>Tiliae officinalis</i></p> <p>Art. 3254.97 >97.0 % [21637-25-2] C₂₁H₂₀O₁₂ M_r 464.38</p>	HPLC-DAD with UV-spectrum	50 mg	160,-
			100 mg	290,-
	<p>Isorhamnetin 4'-O-Methylquercetin from <i>Calendula officinalis</i></p> <p>Art. 3251.98 >98.0 % [480-19-3] C₁₆H₁₂O₇ M_r 316.27</p>	HPLC-DAD with UV-spectrum	10 mg	110,-
			20 mg	190,-

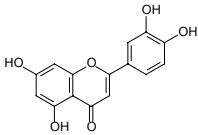
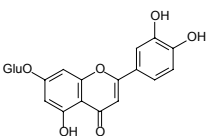
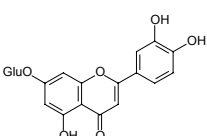
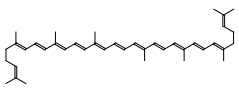
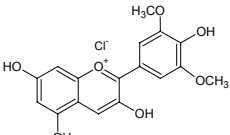
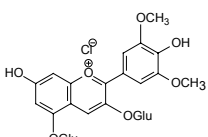
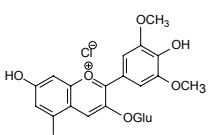
Catalogue of Natural Compounds

Compound	documents delivered	quantity	price [Euro]
 <p>Isovitexin from Saponaria officinalis Art. 3230.RS >99.0 % [38953-85-4] C₂₁H₂₀O₁₀ M_r 432.38</p>	HPLC-DAD, TLC, ¹ H-NMR, ¹³ C-NMR - (with Interpretation), UV, IR, MS, Melting point	5 mg 10 mg	155,- 265,-
 <p>Isovitexin from Saponaria officinalis Art. 3230.99 >99.0 % [38953-85-4] C₂₁H₂₀O₁₀ M_r 432.38</p>	HPLC-DAD with UV-spectrum	5 mg 10 mg	120,- 205,-
 <p>Isoxanthohumol from Humulus lupulus Art. 3325.99 >99.0 % [70872-29-6] C₂₁H₂₂O₅ M_r 354.40</p>	HPLC-DAD with UV-Spectrum	10 mg 20 mg 50 mg	110,- 170,- 340,-
 <p>Kaempferol Robigenin, Trifolitin from Aesculus hippocastanum Art. 3240.RS >99.0 % [520-18-3] C₁₅H₁₀O₆ M_r 286.24</p>	HPLC-DAD, TLC, ¹ H-NMR, ¹³ C-NMR - (with Interpretation), UV, IR, MS, Melting point	20 mg 50 mg 100 mg	170,- 340,- 590,-
 <p>Kaempferol Robigenin, Trifolitin from Aesculus hippocastanum Art. 3240.99 >99.0 % [520-18-3] C₁₅H₁₀O₆ M_r 286.24</p>	HPLC-DAD with UV-spectrum	20 mg 50 mg 100 mg	135,- 260,- 450,-
 <p>Kaempferol Robigenin, Trifolitin from Aesculus hippocastanum Art. 3240.97 >97.0 % [520-18-3] C₁₅H₁₀O₆ M_r 286.24</p>	HPLC-DAD with UV-spectrum	250 mg 500 mg	110,- 185,-
 <p>Kaempferol-3-glucoside Astragalin from Aesculus hippocastanum Art. 3242.RS >99.0 % [480-10-4] C₂₁H₂₀O₁₁ M_r 448.38</p>	HPLC-DAD (2 methods), TLC, ¹ H-NMR, ¹³ C-NMR - (with Interpretation), UV, IR, MS, Melting point	10 mg 20 mg	250,- 425,-
 <p>Kaempferol-3-glucoside Astragalin from Aesculus hippocastanum Art. 3242.99 >99.0 % [480-10-4] C₂₁H₂₀O₁₁ M_r 448.38</p>	HPLC-DAD with UV-spectrum	10 mg 20 mg 50 mg	210,- 360,- 750,-

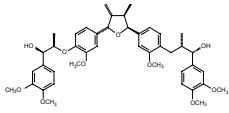
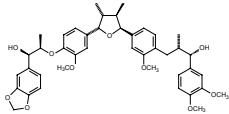
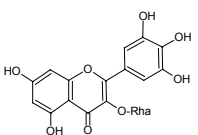
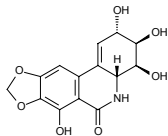
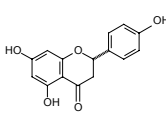
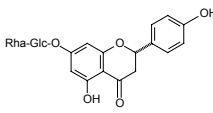
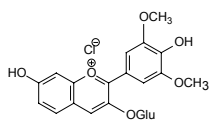
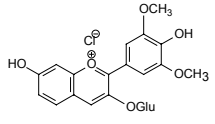
Catalogue of Natural Compounds

Compound	documents delivered	quantity	price [Euro]
 <p>Kaempferol-3-glucoside Astragalin from <i>Aesculus hippocastanum</i> Art. 3242.97 >97.0 % [480-10-4] C₂₁H₂₀O₁₁ M_r 448.38</p>	HPLC-DAD with UV-spectrum	20 mg 50 mg	140,- 250,-
 <p>11-Keto-β-boswellic acid 3α-Hydroxy-urs-12-ene-11-keto-23-acid from <i>Boswellia serrata</i> Art. 5152.99 >99.0 % [17019-92-0] C₃₀H₄₆O₄ M_r 470.69</p>	HPLC-DAD with UV-spectrum	5 mg 10 mg 20 mg	120,- 190,- 320,-
<p>Kuromaninchlorid see Cyanidin-3-glucoside chloride</p>			
 <p>Lanatoside C Digilanid C from <i>Digitalis lanata</i> Art.-Nr. 5103.99 >99 % [17575-22-3] C₄₉H₇₆O₂₀ M_r 985.14</p>	HPLC-DAD with UV-spectrum	20 mg 50 mg	100,- 200,-
 <p>Leiocarposide 2'-Hydroxybenzyl-3-methoxybenzoate-2',4-diglucoside from <i>Solidago virgaurea</i> Art.-Nr. 2125.99 >99 % [71953-77-0] C₂₇H₃₄O₁₆ M_r 614.56</p>	HPLC-DAD with UV-spectrum	10 mg 20 mg	200,- 350,-
 <p>Linarin Acacetin-7-rutinosid from <i>Linaria vulgaris</i> Art. 3210.98 >98.0 % [480-36-4] C₂₈H₃₂O₁₄ M_r 592.57</p>	HPLC-DAD with UV-spectrum	10 mg 20 mg	160,- 280,-
 <p>Lutein Xanthophyll, β,ε-Carotene-3,3'-diol from <i>Brassica oleracea</i> Art. 4205.90 >90 % [127-40-2] C₄₀H₅₆O₂ M_r 568.88</p>	HPLC-DAD with UV-spectrum	5 mg	125,-
 <p>Luteolin Digitoflavone from <i>Reseda luteola</i> Art. 3260.RS >99.0 % [491-70-3] C₁₅H₁₀O₆ M_r 286.23</p>	HPLC-DAD, TLC, ¹ H-NMR, ¹³ C-NMR - (with Interpretation), UV, IR, MS, Melting point	50 mg	320,-

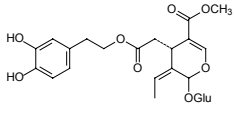
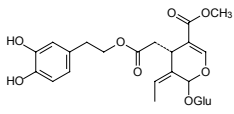
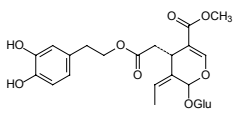
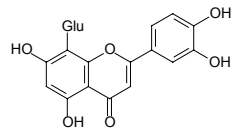
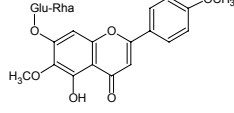
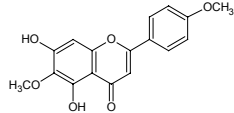
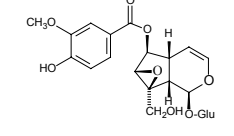
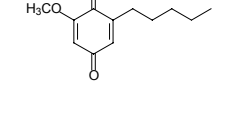
Catalogue of Natural Compounds

Compound	documents delivered	quantity	price [Euro]
 <p>Luteolin Digitoflavone from Reseda luteola Art. 3260.99 >99.0 % [491-70-3] C₁₅H₁₀O₆ M_r 286.23</p>	HPLC-DAD with UV-spectrum	20 mg 50 mg 100 mg	125,- 250,- 470,-
 <p>Luteolin-7-glucoside Glucoluteolin from Reseda luteola Art. 3262.RS >99.0 % [5373-11-5] C₂₁H₂₀O₁₁ M_r 448.38</p>	HPLC-DAD (2 methods) TLC, ¹ H-NMR, ¹³ C-NMR - (with Interpretation), UV, IR, MS, Melting point	50 mg	320,-
 <p>Luteolin-7-glucoside Glucoluteolin from Reseda luteola Art. 3262.99 >99.0 % [5373-11-5] C₂₁H₂₀O₁₁ M_r 448.38</p>	HPLC-DAD with UV-spectrum	20 mg 50 mg 100 mg	125,- 255,- 470,-
 <p>Lycopene ψ,ψ-Carotene, (all-trans)-Lycopene from Solanum lycopersicum Art. 4207.90 >90 % [502-65-8] C₄₀H₅₆ M_r 536.88</p>	HPLC-DAD with UV-spectrum	5 mg	115,-
<p>Malvidin-3-glucoside see Oeninchlorid</p>			
 <p>Malvidin chloride from Malva silvestris Art. 5008.97 >97.0 % [643-84-5] C₁₇H₁₅ClO₇ M_r 366.75</p>	HPLC-DAD with UV-spectrum	10 mg	120,-
 <p>Malvin chloride Malvidin-3,5-diglucoside chloride from Malva silvestris Art. 5005.97 >97.0 % [16727-30-3] C₂₉H₃₅ClO₁₇ M_r 691.04</p>	HPLC-DAD with UV-spectrum	20 mg	150,-
 <p>Malvin chloride Malvidin-3,5-diglucoside chloride from Malva silvestris Art. 5005.90 >90.0 % [16727-30-3] C₂₉H₃₅ClO₁₇ M_r 691.04</p>	HPLC-DAD with UV-spectrum	100 mg	100,-

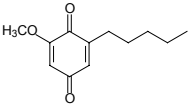
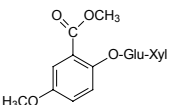
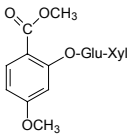
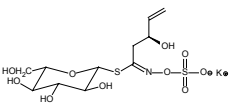
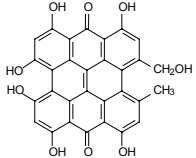
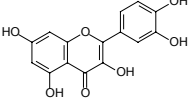
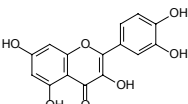
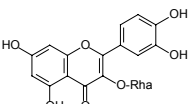
Catalogue of Natural Compounds

Compound	documents delivered	quantity	price [Euro]
 <p>Manassantin A from <i>Saururus chinensis</i> Art.-Nr. 3101.98 >98.0 % [88497-87-4] C₄₂H₅₂O₁₁ M_r 732.34</p>	HPLC-DAD with UV-spectrum	10 mg 20 mg	200,- 350,-
 <p>Manassantin B from <i>Saururus chinensis</i> Art.-Nr. 3103.98 >98.0 % [88497-88-5] C₄₁H₄₈O₁₁ M_r 716.30</p>	HPLC-DAD with UV-spectrum	10 mg 20 mg	170,- 300,-
 <p>Myricitrin Myricetin-3-O-rhamnosid, Myricitrosid from <i>Myrica cerifera</i> Art. 3258.99 >99.0 % [17912-87-7] C₂₁H₂₀O₁₂ M_r 464.38</p>	HPLC-DAD with UV-spectrum	20 mg 50 mg	120,- 240,-
 <p>Narciclasin Lycoricidinol from <i>Narcissus pseudonarcissus</i> Art. 6350.98 >98.0 % [29477-83-6] C₁₄H₁₃NO₇ M_r 307.26</p>	HPLC-DAD with UV-spectrum	10 mg 20 mg	200,- 350,-
 <p>Naringenin Naringetol, Pelarginadon from <i>Citrus paradisi</i> Art. 3323.98 >98.0 % [480-41-1] C₁₅H₁₂O₅ M_r 272.26</p>	HPLC-DAD with UV-spectrum	20 mg 50 mg	110,- 220,-
 <p>Naringin Naringenin-7-rhamnoglucoside, Aurantiin from <i>Citrus paradisi</i> Art. 3322.99 >99.0 % [10236-47-2] C₂₇H₃₂O₁₄ M_r 580.54</p>	HPLC-DAD with UV-spectrum	20 mg 50 mg	110,- 220,-
 <p>Oenin chloride Malvidin-3-glucoside from <i>Vitis vinifera</i> Art. 5007.85 >85.0 % [7228-78-6] C₂₃H₂₅ClO₁₂ M_r 528.88</p>	HPLC-DAD mit UV-Spektrum	100 mg	120,-
 <p>Oenin chloride Malvidin-3-glucoside from <i>Vitis vinifera</i> Art. 5007.97 >97.0 % [7228-78-6] C₂₃H₂₅ClO₁₂ M_r 528.88</p>	HPLC-DAD mit UV-Spektrum	10 mg 20 mg	130,- 210,-

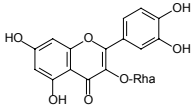
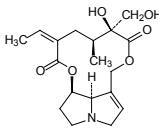
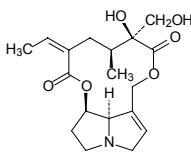
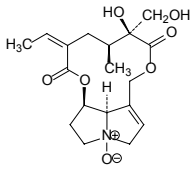
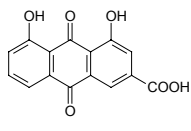
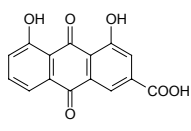
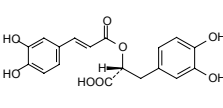
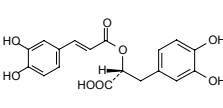
Catalogue of Natural Compounds

Compound	documents delivered	quantity	price [Euro]
 <p>Oleuropein from <i>Olea europaea</i> Art. 2111.RS >98.0 % [32619-42-4] C₂₅H₃₂O₁₃ M_r 540.52</p>	HPLC-DAD, TLC, 1H-NMR, 13C-NMR - (with Interpretation), UV, IR, MS, Melting point	50 mg	310,-
 <p>Oleuropein from <i>Olea europaea</i> Art. 2111.98 >98.0 % [32619-42-4] C₂₅H₃₂O₁₃ M_r 540.52</p>	HPLC-DAD with UV-spectrum	20 mg 50 mg	135,- 270,-
 <p>Oleuropein from <i>Olea europaea</i> Art. 2111.90 >90.0 % [32619-42-4] C₂₅H₃₂O₁₃ M_r 540.52</p>	HPLC-DAD with UV-spectrum	500 mg 1000 mg	120,- 180,-
 <p>Orientin 8-C-Glucoluteolin, Lutexin from <i>Adonis vernalis</i> Art. 3276.99 >99.0 % [28608-75-5] C₂₁H₂₀O₁₁ M_r 448.36</p>	HPLC-DAD with UV-spectrum	5 mg 10 mg	110,- 175,-
 <p>Pectolarin Pectolarinose, Neolarin from <i>Linaria vulgaris</i> Art. 3211.98 >98.0 % [28978-02-1] C₂₉H₃₄O₁₅ M_r 622.58</p>	HPLC-DAD with UV-spectrum	10 mg 20 mg	160,- 280,-
 <p>Pectolarigenin 5,7-Dihydroxy-4',6-dimethoxyflavon from <i>Linaria vulgaris</i> Art. 3212.97 >97.0 % [520-12-7] C₁₇H₁₄O₆ M_r 314.30</p>	HPLC-DAD with UV-spectrum	10 mg 20 mg	160,- 280,-
 <p>Picroside II 6-Vanilloylcatalpol from <i>Picrorhiza kurroa</i> Art. 2104.98 >98.0 % [39012-20-9] C₂₃H₂₈O₁₃ M_r 512.47</p>	HPLC-DAD with UV-spectrum	20 mg 50 mg	120,- 240,-
 <p>Primin 2-Methoxy-6-pentyl-p-benzoquinone synthetic Art. 1001.RS >99.0 % [15121-94-5] C₁₂H₁₆O₃ M_r 208.26</p>	HPLC-DAD (2 methods), TLC (2 methods), 1H-NMR, 13C-NMR - (with Interpretation), UV, IR, MS, Melting point, Elemental analysis	20 mg 50 mg	230,- 460,-

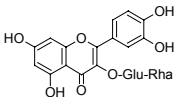
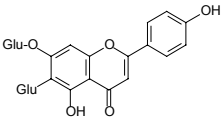
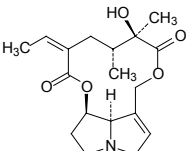
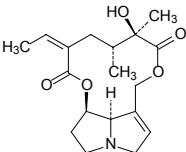
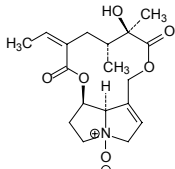
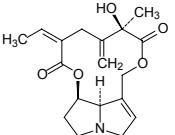
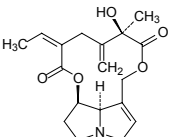
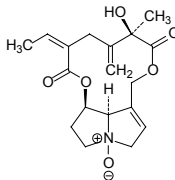
Catalogue of Natural Compounds

Compound	documents delivered	quantity	price [Euro]
 <p>Primin 2-Methoxy-6-pentyl-p-benzoquinone synthetic</p> <p>Art. 1001.99 >99.0 % [15121-94-5] C₁₂H₁₆O₃ M_r 208.26</p>	HPLC-DAD with UV-spectrum	20 mg 50 mg 100 mg	210,- 420,- 760,-
 <p>Primulaverin from Primula veris</p> <p>Art. 4101.99 >99.0 % [154-61-0] C₂₀H₂₈O₁₃ M_r 476.43</p>	HPLC-DAD with UV-spectrum	10 mg 20 mg	140,- 240,-
 <p>Primverin from Primula veris</p> <p>Art. 4102.99 >99.0 % [154-60-9] C₂₀H₂₈O₁₃ M_r 476.43</p>	HPLC-DAD with UV-spectrum	10 mg 20 mg	145,- 245,-
 <p>Progoitrin 2-Hydroxybut-3-enylglucosinolat potassium salt from Brassica napus</p> <p>Art. 3415.97 >97.0 % [585-95-5] C₁₁H₁₈KNO₁₀S₂ M_r 427.48</p>	HPLC-DAD with UV- spectrum	10 mg 20 mg 50 mg	125,- 220,- 440,-
 <p>Pseudohypericin from Hypericum perforatum</p> <p>Art. 3272.97 >97.0 % [55954-61-5] C₃₀H₁₆O₉ M_r 520.43</p>	HPLC-DAD with UV-spectrum	5 mg 10 mg 20 mg	190,- 300,- 510,-
 <p>Quercetin Sophoretin, Meletin synthetic from Rutin</p> <p>Art. 3201.RS >99.0 % [117-39-5] C₁₅H₁₀O₇ M_r 302.24</p>	HPLC-DAD, TLC, ¹ H-NMR, ¹³ C-NMR - (with Interpretation), UV, IR, MS, Melting point, Elemental analysis	20 mg 50 mg 100 mg	150,- 240,- 400,-
 <p>Quercetin Dihydrate Sophoretin, Meletin Synthetic from Rutin</p> <p>Art. 3201.99 >99.0 % [6151-25-3] C₁₅H₁₀O₇·2H₂O M_r 338.27</p>	HPLC-DAD with UV-spectrum	20 mg 50 mg 100 mg	115,- 170,- 290,-
 <p>Quercitrin Quercetin-rhamnoside from Aesculus hippocastanum</p> <p>Art. 3253.RS >99.0 % [522-12-3] C₂₁H₂₀O₁₁ M_r 448.38</p>	HPLC-DAD (2 methods) TLC, ¹ H-NMR, ¹³ C-NMR - (with Interpretation), UV, IR, MS, Melting point	10 mg 20 mg 50 mg	160,- 270,- 540,-

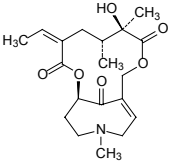
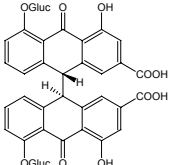
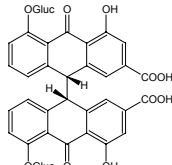
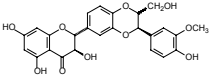
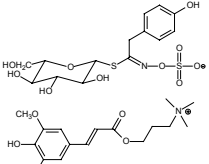
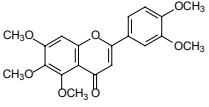
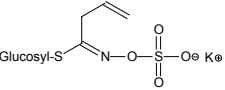
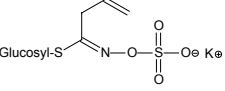
Catalogue of Natural Compounds

Compound	documents delivered	quantity	price [Euro]
 <p>Quercitrin Quercetin-rhamnoside from <i>Aesculus hippocastanum</i> Art. 3253.99 >99.0 % [522-12-3] C₂₁H₂₀O₁₁ M_r 448.38</p>	HPLC-DAD with UV-spectrum	10 mg 20 mg 50 mg	115,- 180,- 320,-
 <p>Retrorsine β-Longilobin, 12,18-Dihydroxysenecionan-11,16-dione, from <i>Senecio retrorsus</i> Art. 6203.98 >98.0 % [480-54-6] C₁₈H₂₅NO₆ M_r 351.40</p>	HPLC-DAD with UV-spectrum	20 mg 50 mg	125,- 250,-
 <p>Retrorsine β-Longilobin, 12,18-Dihydroxysenecionan-11,16-dion; from <i>Senecio retrorsus</i> Art. 6203.95 >95.0 % [480-54-6] C₁₈H₂₅NO₆ M_r 351.40</p>	HPLC-DAD with UV-spectrum	100 mg	200,-
 <p>Retrorsine N-oxid 12,18-Dihydroxysenecionan-11,16-dion-4-oxid; from <i>Senecio retrorsus</i> Art. 6253.96 >96.0 % [15503-86-3] C₁₈H₂₅NO₇ M_r 367.40</p>	HPLC-DAD with UV-spectrum	10 mg 20 mg	130,- 230,-
 <p>Rhein Cassic acid, Crysazin-3-carboxylic acid from <i>Rheum palmatum</i> Art. 3272.99 >99.0 % [478-43-3] C₁₅H₈O₆ M_r 284.23</p>	HPLC-DAD with UV-spectrum	20 mg 50 mg 100 mg	145,- 290,- 490,-
 <p>Rhein Cassic acid, Crysazin-3-carboxylic acid from <i>Rheum palmatum</i> Art. 3272.97 >97.0 % [478-43-3] C₁₅H₈O₆ M_r 284.23</p>	HPLC-DAD with UV-spectrum	250 mg	115,-
 <p>Rosmarinic acid from <i>Rosmarinus officinalis</i> Art. 6130.RS >99.0 % [20283-92-5] C₁₈H₁₆O₈ M_r 360.32</p>	HPLC-DAD, TLC ¹ H-NMR, ¹³ C-NMR - (with Interpretation), UV, IR, MS, Melting point, water content, residue of solvent	20 mg 50 mg	190,- 350,-
 <p>Rosmarinic acid from <i>Rosmarinus officinalis</i> Art. 6130.99 >99.0 % [20283-92-5] C₁₈H₁₆O₈ M_r 360.32</p>	HPLC-DAD with UV-spectrum	20 mg 50 mg	110,- 200,-

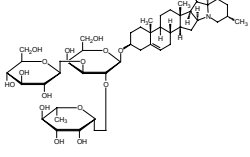
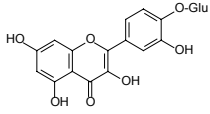
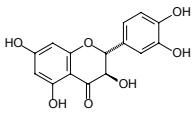
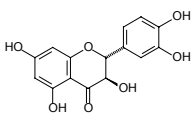
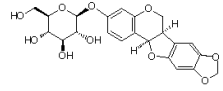
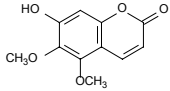
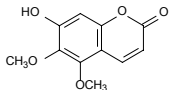
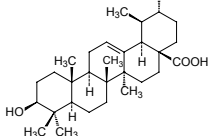
Catalogue of Natural Compounds

Compound	documents delivered	quantity	price [Euro]
 <p>Rutin Rutoside, Quercetin-3-rutinoside, Sophorin from Sophora japonica Art. 3256.99 >99.0 % [153-18-4] C₂₇H₃₀O₁₆ M_r 610.52</p>	HPLC-DAD with UV-spectrum	50 mg 100 mg	130,- 220,-
 <p>Saponarin from Saponaria officinalis Art. 3232.99 >99.0 % [20310-89-8] C₂₇H₃₀O₁₅ M_r 594.53</p>	HPLC-DAD with UV-spectrum	10 mg 20 mg	150,- 250,-
 <p>Senecionine Aureine, 12-Hydroxysenecionan-11,16-dione from Senecio vulgaris Art. 6202.RS >99.0 % [130-01-8] C₁₈H₂₅NO₅ M_r 335.39</p>	HPLC-DAD, GC-MS TLC, ¹ H-NMR, ¹³ C-NMR - (with Interpretation), UV, IR, MS, Melting point	20 mg 50 mg	200,- 440,-
 <p>Senecionine Aureine, 12-Hydroxysenecionan-11,16-dione from Senecio vulgaris Art. 6202.99 >99.0 % [130-01-8] C₁₈H₂₅NO₅ M_r 335.39</p>	HPLC-DAD with UV-spectrum	10 mg 20 mg 50 mg	115,- 160,- 350,-
 <p>Senecionine-N-oxid 12-Hydroxysenecionan-11,16-dion-4-oxid from Senecio vulgaris Art. 6252.95 >95.0 % [13268-67-2] C₁₈H₂₅NO₆ M_r 351.39</p>	HPLC-DAD with UV-spectrum	10 mg	200,-
 <p>Seneciophylline Jacodine, α-Longilobine from Senecio vulgaris Art. 6201.RS >99.0 % [480-81-9] C₁₈H₂₃NO₅ M_r 333.38</p>	HPLC-DAD, GC-MS, TLC, ¹ H-NMR, ¹³ C-NMR - (with Interpretation), UV, IR, MS, Melting point	20 mg 50 mg	230,- 480,-
 <p>Seneciophylline Jacodine, α- Longilobine from Senecio vulgaris Art. 6201.99 >99.0 % [480-81-9] C₁₈H₂₃NO₅ M_r 333.38</p>	HPLC-DAD with UV-spectrum	10 mg 20 mg 50 mg	130,- 200,- 400,-
 <p>Seneciophylline-N-oxid from Senecio vulgaris Art. 6251.97 >97.0 % [38710-26-8] C₁₈H₂₃NO₆ M_r 349.37</p>	HPLC-DAD with UV-spectrum	10 mg	230,-

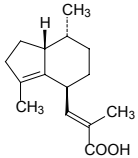
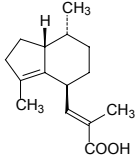
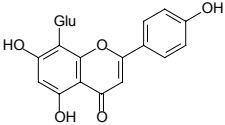
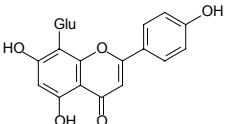
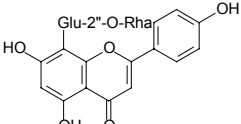
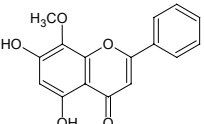
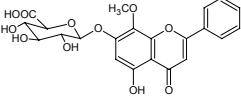
Catalogue of Natural Compounds

Compound	documents delivered	quantity	price [Euro]
 <p>Senkirkinolide Renardine from <i>Tussilago farfara</i> Art. 6203.95 >95.0 % [2318-18-5] C₁₉H₂₇NO₆ M_r 365.4</p>	HPLC-DAD with UV-spectrum	10 mg	160,-
 <p>Sennoside A from <i>Cassia angustifolia</i> Art. 3280.98 >98.0 % [81-27-6] C₄₂H₃₈O₂₀ M_r 862.72</p>	HPLC-DAD with UV-spectrum	10 mg 20 mg 50 mg	100,- 135,- 270,-
 <p>Sennoside B from <i>Cassia angustifolia</i> Art. 3281.98 >98.0 % [128-57-4] C₄₂H₃₈O₂₀ M_r 862.72</p>	HPLC-DAD with UV-spectrum	10 mg 20 mg 50 mg	100,- 135,- 270,-
 <p>Silybin Diastereomeric mixture of Silybin A and B from <i>Silybum marianum</i> Art. 3215.98 >98.0 % [22888-70-6] C₂₅H₂₂O₁₀ M_r 482.44</p>	HPLC-DAD with UV-spectrum	20 mg 50 mg	100,- 200,-
 <p>Sinalbin from <i>Sinapis alba</i> Art. 3409.99 >99.0 % [20196-67-2] C₃₀H₄₂NO₁₄S₂ M_r 704.80</p>	HPLC-DAD with UV-spectrum	20 mg 50 mg	115,- 210,-
 <p>Sinensetin from <i>Orthosiphon stamineus</i> Art. 3263.98 >98.0 % [2306-27-6] C₂₀H₂₀O₇ M_r 372.38</p>	HPLC-DAD with UV-Spektrum	10 mg 20 mg	135,- 230,-
 <p>Sinigrin Monohydrate Sinigroside, Allylglucosinolate from <i>Sinapis nigra</i> Art. 3401.99 >99.0 % [3952-98-5] C₁₀H₁₆KNO₉S₂·H₂O M_r 415.48</p>	HPLC-DAD with UV-spectrum	50 mg	105,-
 <p>Sinigrin Monohydrate Sinigroside, Allylglucosinolate from <i>Sinapis nigra</i> Art. 3401.97 >97.0 % [3952-98-5] C₁₀H₁₆KNO₉S₂·H₂O M_r 415.48</p>	HPLC-DAD with UV-spectrum	1 g	160,-

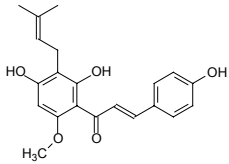
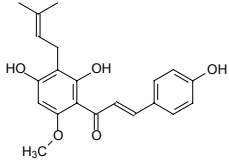
Catalogue of Natural Compounds

Compound	documents delivered	quantity	price [Euro]
 <p>α-Solanin Tomatin, Solatunin aus <i>Solanum tuberosum</i> Art.-Nr. 6207.99 >99.0 % [20562-02-1] C₄₆H₇₃NO₁₅ M_r 868.044</p>	HPLC-DAD with UV-spektrum	20 mg 50 mg	150,- 300,-
 <p>Spiraeoside Quercetin-4'-glucoside from <i>Filipendula ulmaria</i> Art. 3257.98 >98.0 % [20229-56-5] C₂₁H₂₀O₁₂ M_r 464.38</p>	HPLC-DAD with UV-spectrum	10 mg 20 mg	110,- 185,-
 <p>(+)-Taxifolin Dihydroquercetin, Distylin from <i>Pseudozuga menziesii</i> Art. 3211.RS >99.0 % [17654-26-1] C₁₅H₁₂O₇ M_r 304.24</p>	HPLC-DAD, TLC, ¹ H-NMR, ¹³ C-NMR - (with Interpretation), UV, IR, MS, Melting point	20 mg 50 mg 100 mg	170,- 340,- 570,-
 <p>(+)-Taxifolin Dihydroquercetin, Distylin from <i>Pseudozuga menziesii</i> Art. 3211.99 >99.0 % [480-18-2] C₁₅H₁₂O₇ M_r 304.24</p>	HPLC-DAD with UV-spectrum	20 mg 50 mg 100 mg	125,- 250,- 440,-
 <p>Trifolirhizin from <i>Baptisia tinctoria</i> Art. 3225.98 >98.0 % [6807-83-6] C₂₂H₂₂O₁₀ M_r 446.40</p>	HPLC-DAD with UV-Spektrum	20 mg	130,-
 <p>Umckalin 7-Hydroxy-5,6-dimethoxycumarin from <i>Pelargonium sidoides</i> Art. 3501.RS >99.0 % [43053-62-9] C₁₁H₁₀O₅ M_r 222.19</p>	HPLC-DAD ¹ H-NMR, ¹³ C-NMR - (with Interpretation), UV, IR, MS, Melting point	5 mg 10 mg 20 mg	120,- 200,- 350,-
 <p>Umckalin 7-Hydroxy-5,6-dimethoxycumarin from <i>Pelargonium sidoides</i> Art. 3501.99 >99.0 % [43053-62-9] C₁₁H₁₀O₅ M_r 222.19</p>	HPLC-DAD with UV-Spektrum	10 mg	250,-
 <p>Ursolic acid (3β)-3-Hydroxy-12-ursen-28-oic acid from <i>Arctostaphylos uva ursi</i> Art.-Nr. 5121.99 >99.0 % [77-52-1] C₃₀H₄₈O₃ M_r 456.71</p>	HPLC-DAD with UV-Spektrum	20 mg 50 mg	100,- 200,-

Catalogue of Natural Compounds

Compound	documents delivered	quantity	price [Euro]
 <p>Valerenic acid from <i>Valeriana officinalis</i></p> <p>Art. 4400.RS >99.0 % [3569-10-6] C₁₅H₂₂O₂ M_r 234.34</p>	HPLC-DAD/UV (2 methods), TLC (2 methods), ¹ H-NMR, ¹³ C-NMR - (with Interpretation), UV, IR, MS, Melting point, Elemental analysis	25 mg 50 mg 100 mg	240,- 400,- 700,-
 <p>Valerenic acid from <i>Valeriana officinalis</i></p> <p>Art. 4400.99 >99.0 % [3569-10-6] C₁₅H₂₂O₂ M_r 234.34</p>	HPLC-DAD with UV-spectrum	25 mg 50 mg 100 mg	195,- 335,- 590,-
<p>Verbascoside see Acteoside</p>			
 <p>Vitexin 8-Glucosylapigenin, Orientoside from <i>Crataegus monogyna</i></p> <p>Art. 3234.RS >99.0 % [3681-93-4] C₂₁H₂₀O₁₀ M_r 432.38</p>	HPLC-DAD, TLC, ¹ H-NMR, ¹³ C-NMR - (with Interpretation), UV, IR, MS, Melting point	10 mg	215,-
 <p>Vitexin 8-Glucosylapigenin, Orientoside from <i>Crataegus monogyna</i></p> <p>Art. 3234.99 >99.0 % [3681-93-4] C₂₁H₂₀O₁₀ M_r 432.38</p>	HPLC-DAD with UV-spectrum	5 mg 10 mg	105,- 170,-
 <p>Vitexin-2"-O-rhamnoside from <i>Crataegus monogyna</i></p> <p>Art. 3236.99 >99.0 % [64820-99-1] C₂₇H₃₀O₁₄ M_r 587.53</p>	HPLC-DAD with UV-spectrum	10 mg 20 mg	105,- 175,-
 <p>Wogonin 5,7-Dihydroxy-8-methoxyflavon from <i>Scutellaria baicalensis</i></p> <p>Art. 3213.97 >97.0 % [632-85-9] C₁₆H₁₂O₅ M_r 284.27</p>	HPLC-DAD with UV-spectrum	10 mg 20 mg	130,- 200,-
 <p>Wogonoside Wogonin-7-β-D-glucopyranosidouronat from <i>Scutellaria baicalensis</i></p> <p>Art. 3214.97 >97.0 % [518-18-5] C₂₂H₂₀O₁₁ M_r 460.39</p>	HPLC-DAD with UV-spectrum	10 mg 20 mg	150,- 260,-

Catalogue of Natural Compounds

Compound	documents delivered	quantity	price [Euro]
 <p>Xanthohumol from <i>Humulus lupulus</i> Art. 3324.99 >99.0 % [6754-58-1] C₂₁H₂₂O₅ M_r 354.41</p>	HPLC-DAD, TLC 1H-NMR, 13C-NMR - (with Interpretation), UV, IR, MS, Melting point, water content, residue of solvent	20 mg 50 mg	235,- 450,-
 <p>Xanthohumol from <i>Humulus lupulus</i> Art. 3324.RS >99.0 % [6754-58-1] C₂₁H₂₂O₅ M_r 354.41</p>	HPLC-DAD with UV-spectrum	20 mg 50 mg	155,- 310,-

If you are interested in substances not listed above we will proof availability and supply.

Please pay attention to the following information:

Update

The catalogue may be updated several times a year. You can keep you informed about the actual version by visiting our web site at www.phytoplan.de or by ordering a hardcopy per Fax:

+49 6221 / 437664 or per email: phytoplan@t-online.de.

Delivery time

Depending on the country abroad the delivery time will be 2-5 days. The promised delivery time is listed in the order confirmation. In case of ordering greater quantities there may be longer terms of delivery of about 2-5 weeks. But we will keep you informed in any case if there is a delay in supply.

Discount

By ordering the 5fold / 10fold quantity listed in the catalogue we give you a 10% / 20% discount. If you are interested in bulk quantities we will make you a special offer.

Shipment costs

The actual shipment costs are outlined in the order confirmation.

Payment conditions

Sale against payment in advance

by Wire Transfer toll free to the following account:

PHYTOPLAN Diehm & Neuberger GmbH

Heidelberger Volksbank eG (BLZ 67 29 00 00) Account No 22 59 06 77

Kurfürstenanlage 8, D-69115 Heidelberg, Germany

For international transfer:

BIC: GENODE61HD1

IBAN: DE67 6729 0000 0022590677

VAT ID: DE190955227

In case of order please indicate substance, quality and item number.

At least please give us the detailed address inclusive postal code and telephone number of a contact person.

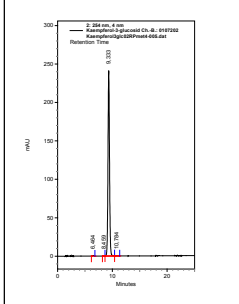
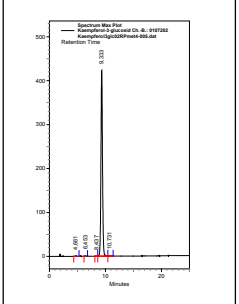
Certificate of analysis of a reference substance: Kaempferol-3-glucoside

<p>PHYTOPLAN Pflanzliche Wirkstoffe und Analytik</p>	<p>PHYTOPLAN Diehm & Neuberger GmbH Im Neuenheimer Feld 519 D-69120 Heidelberg Tel.: 0 62 2140 13 47 Fax: 0 62 2143 76 64</p>
---	---

Analytical Report to the Certificate of Analysis (CA) CA-No.: 1051/1
Date: 31.07.2001
page: 4 of 15

Kaempferol-3-glucoside
Batch No.: 0107202

5. HPLC-Analysis
 Column Typ: Eurospher 100-5 C18, 250 x 4 mm with integrated precolumn 5 x 4 mm
 Sample solvent: Methanol
 Mobile phase: Methanol/Acetonitril/Phosphoric acid pH 2.5 (34/10/56, v/v/v)
 Detection: DAD, 210-450 nm
 Injection vol.: 5 µl, c = 0.5 mg/ml
 Flow rate: 1.00 ml/min.
 Temperature: 20 °C

2: 254 nm, 4 nm					
PK #	Retention Time	Area	Area Percent	Capacity factor	Lambda Max
1	6.464	8515	0.18	2.23	257
2	8.459	5169	0.11	3.23	212
3	9.333	4726060	99.51	3.67	265
4	10.784	9453	0.20	4.38	214
Totals		4749197	100.00		

5: 265 nm, 4 nm					
PK #	Retention Time	Area	Area Percent	Capacity factor	Lambda Max
1	6.443	7671	0.13	2.22	257
2	8.448	6651	0.11	3.22	265
3	9.333	6021564	99.62	3.67	265
4	10.752	8753	0.14	4.38	212
Totals		6044639	100.00		

<p>PHYTOPLAN Pflanzliche Wirkstoffe und Analytik</p>	<p>PHYTOPLAN Diehm & Neuberger GmbH Im Neuenheimer Feld 519 D-69120 Heidelberg Tel.: 0 62 2140 13 47 Fax: 0 62 2143 76 64</p>
---	---


Analytical Report to the Certificate of Analysis (CA) CA-No.: 1051/1
Date: 31.07.2001
page: 6 of 15

Kaempferol-3-glucoside
Batch No.: 0107202

4: 355 nm, 4 nm					
PK #	Retention Time	Area	Area Percent	Capacity factor	Lambda Max
1	6.453	7052	0.14	2.23	259
2	8.448	5566	0.11	3.22	211
3	9.333	4861505	99.57	3.67	265
4	10.752	8572	0.18	4.38	212
Totals		4882695	100.00		

Spectrum Max Plot*					
PK #	Retention Time	Area	Area Percent	Capacity factor	Lambda Max
1	4.661	11299	0.14	1.33	217
2	6.453	14319	0.17	2.23	252
3	8.437	9885	0.12	3.22	213
4	9.333	8295465	99.36	3.67	265
5	10.731	18038	0.22	4.37	217
Totals		8349006	100.00		

* A Spectrum Max Plot is a chromatogram with each point plotted at its maximum absorbance. This plot gives an indication of the appearance of the chromatogram when the wavelengths are optimized for each peak.



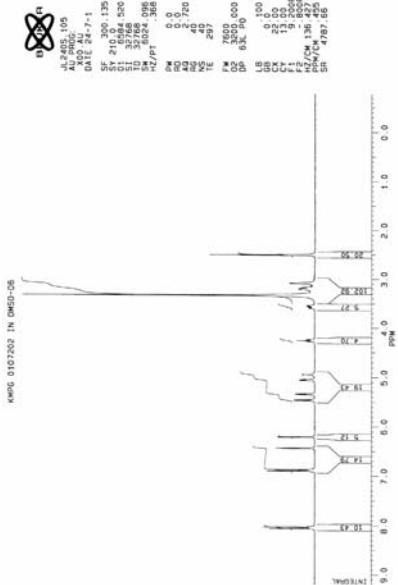
The UV-spectrum recorded with HPLC-DAD at time 9.33 min. is consistent with the UV-spectrum of the isolated substance.

<p>PHYTOPLAN Pflanzliche Wirkstoffe und Analytik</p>	<p>PHYTOPLAN Diehm & Neuberger GmbH Im Neuenheimer Feld 519 D-69120 Heidelberg Tel.: 0 62 2140 13 47 Fax: 0 62 2143 76 64</p>
---	---

Analytical Report to the Certificate of Analysis (CA) CA-No.: 1051/1
Date: 31.07.2001
page: 6 of 15

Kaempferol-3-glucoside
Batch No.: 0107202

6. ¹H-NMR-Spectrum
300 MHz, 297 K, solvent: DMSO-d₆



<p>PHYTOPLAN Pflanzliche Wirkstoffe und Analytik</p>	<p>PHYTOPLAN Diehm & Neuberger GmbH Im Neuenheimer Feld 519 D-69120 Heidelberg Tel.: 0 62 2140 13 47 Fax: 0 62 2143 76 64</p>
---	---

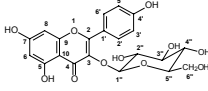
Analytical Report to the Certificate of Analysis (CA) CA-No.: 1051/1
Date: 31.07.2001
page: 7 of 15


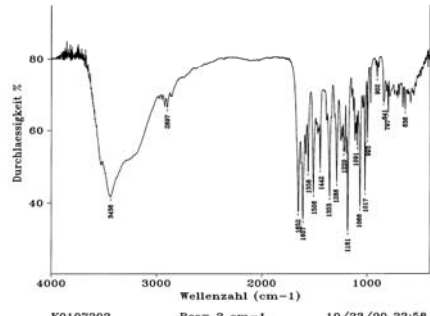
Kaempferol-3-glucoside
Batch No.: 0107202

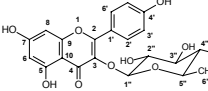
¹H-NMR-Spectrum
Peak List

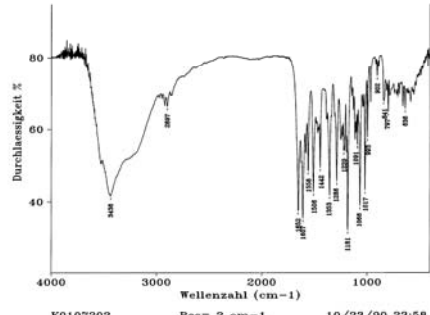
Peak no	Point	ppm	Frequency (Hz)	Height
1	5562	12.615	3786.298	31.957
2	13010	8.053	2417.001	20.649
3	13020	8.047	2415.231	6.195
4	13030	8.041	2413.433	1.677
5	13058	8.024	2408.226	22.744
6	13072	8.015	2405.679	2.719
7	14898	6.897	2069.924	21.729
8	14920	6.883	2065.969	1.733
9	14948	6.866	2060.671	21.903
10	15652	6.435	1931.239	16.198
11	15662	6.429	1929.564	14.782
12	16020	6.209	1863.668	16.893
13	16032	6.202	1861.490	15.884
14	17226	5.470	1641.880	9.302
15	17264	5.447	1634.924	9.091
16	17434	5.343	1603.761	7.577
17	17458	5.329	1599.297	7.794
18	17906	5.054	1517.011	5.768
19	17930	5.039	1512.515	5.966
20	18084	4.945	1484.314	4.300
21	19180	4.274	1282.791	3.266
22	19210	4.256	1277.294	6.910
23	19240	4.237	1271.781	3.033
24	20294	3.591	1077.920	2.900
25	20320	3.576	1073.166	3.168
26	20352	3.556	1067.300	3.658
27	20382	3.538	1061.774	3.624
28	20888	3.228	968.804	1.514
29	20914	3.212	963.891	3.200
30	20934	3.199	960.206	5.344
31	20954	3.188	956.681	4.687
32	20970	3.178	953.711	3.822
33	20994	3.163	949.200	3.991
34	21128	3.080	924.523	9.123

Certificate of analysis of a reference substance: Kaempferol-3-glucoside

<p>PHYTOPLAN Pflanzliche Wirkstoffe und Analytik</p>	<p>PHYTOPLAN Diehm & Neuberger GmbH Im Neuenheimer Feld 519 D-69120 Heidelberg Tel.: 0 62 21/40 13 47 Fax: 0 62 21/43 76 64</p>																																																								
<p>Analytical Report to the Certificate of Analysis (CA) CA-No.: 1051/1 Date: 31.07.2001 page: 8 of 15</p>																																																									
<p>Kaempferol-3-glucoside Batch No.: 0107202</p>																																																									
<p>¹H-NMR-Spectrum 300 MHz, 297 K, solvent: DMSO-d₆</p>																																																									
																																																									
<p>Assignment of the signals [500 MHz, solvent: CDCl₃, temperature: 303 K]</p>																																																									
<p>Assignment of the signals</p> <table border="1" style="width: 100%; border-collapse: collapse;"> <thead> <tr> <th>Proton at C-Atom</th> <th>Chemical shift</th> <th>Comparison data^[1]</th> <th>Solvent-signals, OH-signals</th> </tr> </thead> <tbody> <tr> <td>6</td> <td>6.21, d (2.0 Hz)</td> <td>6.21, d (2.0 Hz)</td> <td>2.50 (DMSO)</td> </tr> <tr> <td>8</td> <td>6.43, d (2.0 Hz)</td> <td>6.44, d (2.0 Hz)</td> <td>3.33 (water signal of the solvent)</td> </tr> <tr> <td>2"</td> <td>8.04, d (8.8 Hz)</td> <td>8.04, d (8.8 Hz)</td> <td>5.33, 5.04, 4.93, 4.25 (OH-signals), 12.62 (OH-O hydrogen bridge)</td> </tr> <tr> <td>3"</td> <td>6.88, d (9.4 Hz)</td> <td>6.88, d (8.8 Hz)</td> <td></td> </tr> <tr> <td>5'</td> <td>6.88, d (9.4 Hz)</td> <td>6.88, d (8.8 Hz)</td> <td></td> </tr> <tr> <td>6"</td> <td>8.04, d (8.8 Hz)</td> <td>8.04, d (8.8 Hz)</td> <td></td> </tr> <tr> <td>1"</td> <td>5.46, d (7.3 Hz)</td> <td>5.45, d (7.4 Hz)</td> <td></td> </tr> <tr> <td>2"</td> <td>3.08-3.19 m</td> <td>no data cited</td> <td></td> </tr> <tr> <td>3"</td> <td>3.08-3.19 m</td> <td></td> <td></td> </tr> <tr> <td>4"</td> <td>3.08-3.19 m</td> <td></td> <td></td> </tr> <tr> <td>5"</td> <td>3.08-3.19 m</td> <td></td> <td></td> </tr> <tr> <td>6"A</td> <td>3.08-3.19 m</td> <td></td> <td></td> </tr> <tr> <td>6"B</td> <td>3.55, dd (5.0 Hz, 11.5 Hz)</td> <td></td> <td></td> </tr> </tbody> </table>		Proton at C-Atom	Chemical shift	Comparison data ^[1]	Solvent-signals, OH-signals	6	6.21, d (2.0 Hz)	6.21, d (2.0 Hz)	2.50 (DMSO)	8	6.43, d (2.0 Hz)	6.44, d (2.0 Hz)	3.33 (water signal of the solvent)	2"	8.04, d (8.8 Hz)	8.04, d (8.8 Hz)	5.33, 5.04, 4.93, 4.25 (OH-signals), 12.62 (OH-O hydrogen bridge)	3"	6.88, d (9.4 Hz)	6.88, d (8.8 Hz)		5'	6.88, d (9.4 Hz)	6.88, d (8.8 Hz)		6"	8.04, d (8.8 Hz)	8.04, d (8.8 Hz)		1"	5.46, d (7.3 Hz)	5.45, d (7.4 Hz)		2"	3.08-3.19 m	no data cited		3"	3.08-3.19 m			4"	3.08-3.19 m			5"	3.08-3.19 m			6"A	3.08-3.19 m			6"B	3.55, dd (5.0 Hz, 11.5 Hz)		
Proton at C-Atom	Chemical shift	Comparison data ^[1]	Solvent-signals, OH-signals																																																						
6	6.21, d (2.0 Hz)	6.21, d (2.0 Hz)	2.50 (DMSO)																																																						
8	6.43, d (2.0 Hz)	6.44, d (2.0 Hz)	3.33 (water signal of the solvent)																																																						
2"	8.04, d (8.8 Hz)	8.04, d (8.8 Hz)	5.33, 5.04, 4.93, 4.25 (OH-signals), 12.62 (OH-O hydrogen bridge)																																																						
3"	6.88, d (9.4 Hz)	6.88, d (8.8 Hz)																																																							
5'	6.88, d (9.4 Hz)	6.88, d (8.8 Hz)																																																							
6"	8.04, d (8.8 Hz)	8.04, d (8.8 Hz)																																																							
1"	5.46, d (7.3 Hz)	5.45, d (7.4 Hz)																																																							
2"	3.08-3.19 m	no data cited																																																							
3"	3.08-3.19 m																																																								
4"	3.08-3.19 m																																																								
5"	3.08-3.19 m																																																								
6"A	3.08-3.19 m																																																								
6"B	3.55, dd (5.0 Hz, 11.5 Hz)																																																								
<p>The assignment was performed with the help of the data given in Ref.^[1].</p>																																																									

<p>PHYTOPLAN Pflanzliche Wirkstoffe und Analytik</p>	<p>PHYTOPLAN Diehm & Neuberger GmbH Im Neuenheimer Feld 519 D-69120 Heidelberg Tel.: 0 62 21/40 13 47 Fax: 0 62 21/43 76 64</p>																																																																																																																								
<p>Analytical Report to the Certificate of Analysis (CA) CA-No.: 1051/1 Date: 31.07.2001 page: 9 of 15</p>																																																																																																																									
<p>Kaempferol-3-glucoside Batch No.: 0107202</p>																																																																																																																									
<p>¹³C-NMR-Spectrum 75 MHz, 297 K, solvent: DMSO-d₆</p>																																																																																																																									
																																																																																																																									
<p>Assignment of the signals</p> <table border="1" style="width: 100%; border-collapse: collapse;"> <thead> <tr> <th>C-Atom</th> <th>Chemical shift</th> <th>Comparison data^[2]</th> <th>Solvent-signals</th> </tr> </thead> <tbody> <tr> <td>2</td> <td>156.4</td> <td>156.3</td> <td rowspan="14">38.7 – 40.4 (DMSO)</td> </tr> <tr> <td>3</td> <td>133.3</td> <td>133.0</td> </tr> <tr> <td>4</td> <td>177.5</td> <td>177.5</td> </tr> <tr> <td>5</td> <td>161.2</td> <td>161.1</td> </tr> <tr> <td>6</td> <td>98.7</td> <td>98.7</td> </tr> <tr> <td>7</td> <td>164.1</td> <td>164.1</td> </tr> <tr> <td>8</td> <td>93.7</td> <td>93.6</td> </tr> <tr> <td>9</td> <td>156.3</td> <td>156.3</td> </tr> <tr> <td>10</td> <td>104.1</td> <td>104.1</td> </tr> <tr> <td>1"</td> <td>121.0</td> <td>121.0</td> </tr> <tr> <td>2"</td> <td>130.9</td> <td>130.7</td> </tr> <tr> <td>3"</td> <td>115.1</td> <td>115.0</td> </tr> <tr> <td>4"</td> <td>160.0</td> <td>159.8</td> </tr> <tr> <td>5"</td> <td>115.1</td> <td>115.0</td> </tr> <tr> <td>6"</td> <td>130.9</td> <td>130.7</td> </tr> <tr> <td>1"</td> <td>101.0</td> <td>101.4</td> </tr> <tr> <td>2"</td> <td>74.3</td> <td>74.2</td> </tr> <tr> <td>3"</td> <td>76.5</td> <td>76.5</td> </tr> <tr> <td>4"</td> <td>70.0</td> <td>70.1</td> </tr> <tr> <td>5"</td> <td>77.5</td> <td>77.2</td> </tr> <tr> <td>6"</td> <td>60.9</td> <td>61.0</td> </tr> </tbody> </table>		C-Atom	Chemical shift	Comparison data ^[2]	Solvent-signals	2	156.4	156.3	38.7 – 40.4 (DMSO)	3	133.3	133.0	4	177.5	177.5	5	161.2	161.1	6	98.7	98.7	7	164.1	164.1	8	93.7	93.6	9	156.3	156.3	10	104.1	104.1	1"	121.0	121.0	2"	130.9	130.7	3"	115.1	115.0	4"	160.0	159.8	5"	115.1	115.0	6"	130.9	130.7	1"	101.0	101.4	2"	74.3	74.2	3"	76.5	76.5	4"	70.0	70.1	5"	77.5	77.2	6"	60.9	61.0																																																				
C-Atom	Chemical shift	Comparison data ^[2]	Solvent-signals																																																																																																																						
2	156.4	156.3	38.7 – 40.4 (DMSO)																																																																																																																						
3	133.3	133.0																																																																																																																							
4	177.5	177.5																																																																																																																							
5	161.2	161.1																																																																																																																							
6	98.7	98.7																																																																																																																							
7	164.1	164.1																																																																																																																							
8	93.7	93.6																																																																																																																							
9	156.3	156.3																																																																																																																							
10	104.1	104.1																																																																																																																							
1"	121.0	121.0																																																																																																																							
2"	130.9	130.7																																																																																																																							
3"	115.1	115.0																																																																																																																							
4"	160.0	159.8																																																																																																																							
5"	115.1	115.0																																																																																																																							
6"	130.9	130.7																																																																																																																							
1"	101.0	101.4																																																																																																																							
2"	74.3	74.2																																																																																																																							
3"	76.5	76.5																																																																																																																							
4"	70.0	70.1																																																																																																																							
5"	77.5	77.2																																																																																																																							
6"	60.9	61.0																																																																																																																							
<p>8. FT-IR-Spectrum KBr-Pellet</p>  <p style="text-align: center;">K0107202 Res= 2 cm-1 10/23/90 23:58 Kaempferol-3-glucosid Ch.-B.: 0107202</p> <table border="1" style="width: 100%; border-collapse: collapse; font-size: small;"> <thead> <tr> <th>No</th> <th>cm-1</th> <th>%T</th> <th>Intensity</th> <th>No</th> <th>cm-1</th> <th>%T</th> <th>Intensity</th> </tr> </thead> <tbody> <tr><td>1</td><td>554.00</td><td>74.025</td><td>W</td><td>15</td><td>1246.00</td><td>67.923</td><td>M</td></tr> <tr><td>2</td><td>584.00</td><td>72.624</td><td>W</td><td>16</td><td>1286.00</td><td>56.564</td><td>M</td></tr> <tr><td>3</td><td>636.00</td><td>71.953</td><td>M</td><td>17</td><td>1353.00</td><td>52.707</td><td>S</td></tr> <tr><td>4</td><td>657.00</td><td>72.603</td><td>W</td><td>18</td><td>1442.00</td><td>60.393</td><td>M</td></tr> <tr><td>5</td><td>797.00</td><td>73.287</td><td>W</td><td>19</td><td>1466.00</td><td>69.857</td><td>M</td></tr> <tr><td>6</td><td>837.00</td><td>76.953</td><td>W</td><td>20</td><td>1506.00</td><td>53.644</td><td>M</td></tr> <tr><td>7</td><td>965.00</td><td>78.205</td><td>W</td><td>21</td><td>1558.00</td><td>59.498</td><td>M</td></tr> <tr><td>8</td><td>993.00</td><td>68.545</td><td>M</td><td>22</td><td>1679.00</td><td>64.324</td><td>M</td></tr> <tr><td>9</td><td>1017.00</td><td>54.019</td><td>M</td><td>23</td><td>1607.00</td><td>46.474</td><td>S</td></tr> <tr><td>10</td><td>1066.00</td><td>49.720</td><td>S</td><td>24</td><td>1649.00</td><td>48.716</td><td>S</td></tr> <tr><td>11</td><td>1091.00</td><td>66.601</td><td>M</td><td>25</td><td>2897.00</td><td>60.715</td><td>M</td></tr> <tr><td>12</td><td>1112.00</td><td>67.983</td><td>M</td><td>26</td><td>2920.00</td><td>60.451</td><td>M</td></tr> <tr><td>13</td><td>1181.00</td><td>43.075</td><td>S</td><td>27</td><td>3435.00</td><td>27.065</td><td>VS</td></tr> <tr><td>14</td><td>1220.00</td><td>64.828</td><td>M</td><td>28</td><td>3524.00</td><td>34.486</td><td>S</td></tr> </tbody> </table>		No	cm-1	%T	Intensity	No	cm-1	%T	Intensity	1	554.00	74.025	W	15	1246.00	67.923	M	2	584.00	72.624	W	16	1286.00	56.564	M	3	636.00	71.953	M	17	1353.00	52.707	S	4	657.00	72.603	W	18	1442.00	60.393	M	5	797.00	73.287	W	19	1466.00	69.857	M	6	837.00	76.953	W	20	1506.00	53.644	M	7	965.00	78.205	W	21	1558.00	59.498	M	8	993.00	68.545	M	22	1679.00	64.324	M	9	1017.00	54.019	M	23	1607.00	46.474	S	10	1066.00	49.720	S	24	1649.00	48.716	S	11	1091.00	66.601	M	25	2897.00	60.715	M	12	1112.00	67.983	M	26	2920.00	60.451	M	13	1181.00	43.075	S	27	3435.00	27.065	VS	14	1220.00	64.828	M	28	3524.00	34.486	S
No	cm-1	%T	Intensity	No	cm-1	%T	Intensity																																																																																																																		
1	554.00	74.025	W	15	1246.00	67.923	M																																																																																																																		
2	584.00	72.624	W	16	1286.00	56.564	M																																																																																																																		
3	636.00	71.953	M	17	1353.00	52.707	S																																																																																																																		
4	657.00	72.603	W	18	1442.00	60.393	M																																																																																																																		
5	797.00	73.287	W	19	1466.00	69.857	M																																																																																																																		
6	837.00	76.953	W	20	1506.00	53.644	M																																																																																																																		
7	965.00	78.205	W	21	1558.00	59.498	M																																																																																																																		
8	993.00	68.545	M	22	1679.00	64.324	M																																																																																																																		
9	1017.00	54.019	M	23	1607.00	46.474	S																																																																																																																		
10	1066.00	49.720	S	24	1649.00	48.716	S																																																																																																																		
11	1091.00	66.601	M	25	2897.00	60.715	M																																																																																																																		
12	1112.00	67.983	M	26	2920.00	60.451	M																																																																																																																		
13	1181.00	43.075	S	27	3435.00	27.065	VS																																																																																																																		
14	1220.00	64.828	M	28	3524.00	34.486	S																																																																																																																		

<p>PHYTOPLAN Pflanzliche Wirkstoffe und Analytik</p>	<p>PHYTOPLAN Diehm & Neuberger GmbH Im Neuenheimer Feld 519 D-69120 Heidelberg Tel.: 0 62 21/40 13 47 Fax: 0 62 21/43 76 64</p>																																																																				
<p>Analytical Report to the Certificate of Analysis (CA) CA-No.: 1051/1 Date: 31.07.2001 page: 10 of 15</p>																																																																					
<p>Kaempferol-3-glucoside Batch No.: 0107202</p>																																																																					
<p>¹³C-NMR-Spectrum 75 MHz, 297 K, solvent: DMSO-d₆</p>																																																																					
																																																																					
<p>Assignment of the signals</p> <table border="1" style="width: 100%; border-collapse: collapse;"> <thead> <tr> <th>C-Atom</th> <th>Chemical shift</th> <th>Comparison data^[2]</th> <th>Solvent-signals</th> </tr> </thead> <tbody> <tr> <td>2</td> <td>156.4</td> <td>156.3</td> <td rowspan="14">38.7 – 40.4 (DMSO)</td> </tr> <tr> <td>3</td> <td>133.3</td> <td>133.0</td> </tr> <tr> <td>4</td> <td>177.5</td> <td>177.5</td> </tr> <tr> <td>5</td> <td>161.2</td> <td>161.1</td> </tr> <tr> <td>6</td> <td>98.7</td> <td>98.7</td> </tr> <tr> <td>7</td> <td>164.1</td> <td>164.1</td> </tr> <tr> <td>8</td> <td>93.7</td> <td>93.6</td> </tr> <tr> <td>9</td> <td>156.3</td> <td>156.3</td> </tr> <tr> <td>10</td> <td>104.1</td> <td>104.1</td> </tr> <tr> <td>1"</td> <td>121.0</td> <td>121.0</td> </tr> <tr> <td>2"</td> <td>130.9</td> <td>130.7</td> </tr> <tr> <td>3"</td> <td>115.1</td> <td>115.0</td> </tr> <tr> <td>4"</td> <td>160.0</td> <td>159.8</td> </tr> <tr> <td>5"</td> <td>115.1</td> <td>115.0</td> </tr> <tr> <td>6"</td> <td>130.9</td> <td>130.7</td> </tr> <tr> <td>1"</td> <td>101.0</td> <td>101.4</td> </tr> <tr> <td>2"</td> <td>74.3</td> <td>74.2</td> </tr> <tr> <td>3"</td> <td>76.5</td> <td>76.5</td> </tr> <tr> <td>4"</td> <td>70.0</td> <td>70.1</td> </tr> <tr> <td>5"</td> <td>77.5</td> <td>77.2</td> </tr> <tr> <td>6"</td> <td>60.9</td> <td>61.0</td> </tr> </tbody> </table>		C-Atom	Chemical shift	Comparison data ^[2]	Solvent-signals	2	156.4	156.3	38.7 – 40.4 (DMSO)	3	133.3	133.0	4	177.5	177.5	5	161.2	161.1	6	98.7	98.7	7	164.1	164.1	8	93.7	93.6	9	156.3	156.3	10	104.1	104.1	1"	121.0	121.0	2"	130.9	130.7	3"	115.1	115.0	4"	160.0	159.8	5"	115.1	115.0	6"	130.9	130.7	1"	101.0	101.4	2"	74.3	74.2	3"	76.5	76.5	4"	70.0	70.1	5"	77.5	77.2	6"	60.9	61.0
C-Atom	Chemical shift	Comparison data ^[2]	Solvent-signals																																																																		
2	156.4	156.3	38.7 – 40.4 (DMSO)																																																																		
3	133.3	133.0																																																																			
4	177.5	177.5																																																																			
5	161.2	161.1																																																																			
6	98.7	98.7																																																																			
7	164.1	164.1																																																																			
8	93.7	93.6																																																																			
9	156.3	156.3																																																																			
10	104.1	104.1																																																																			
1"	121.0	121.0																																																																			
2"	130.9	130.7																																																																			
3"	115.1	115.0																																																																			
4"	160.0	159.8																																																																			
5"	115.1	115.0																																																																			
6"	130.9	130.7																																																																			
1"	101.0	101.4																																																																			
2"	74.3	74.2																																																																			
3"	76.5	76.5																																																																			
4"	70.0	70.1																																																																			
5"	77.5	77.2																																																																			
6"	60.9	61.0																																																																			

<p>PHYTOPLAN Pflanzliche Wirkstoffe und Analytik</p>	<p>PHYTOPLAN Diehm & Neuberger GmbH Im Neuenheimer Feld 519 D-69120 Heidelberg Tel.: 0 62 21/40 13 47 Fax: 0 62 21/43 76 64</p>																																																																																																																								
<p>Analytical Report to the Certificate of Analysis (CA) CA-No.: 1051/1 Date: 31.07.2001 page: 11 of 15</p>																																																																																																																									
<p>Kaempferol-3-glucoside Batch No.: 0107202</p>																																																																																																																									
<p>8. FT-IR-Spectrum KBr-Pellet</p>  <p style="text-align: center;">K0107202 Res= 2 cm-1 10/23/90 23:58 Kaempferol-3-glucosid Ch.-B.: 0107202</p> <table border="1" style="width: 100%; border-collapse: collapse; font-size: small;"> <thead> <tr> <th>No</th> <th>cm-1</th> <th>%T</th> <th>Intensity</th> <th>No</th> <th>cm-1</th> <th>%T</th> <th>Intensity</th> </tr> </thead> <tbody> <tr><td>1</td><td>554.00</td><td>74.025</td><td>W</td><td>15</td><td>1246.00</td><td>67.923</td><td>M</td></tr> <tr><td>2</td><td>584.00</td><td>72.624</td><td>W</td><td>16</td><td>1286.00</td><td>56.564</td><td>M</td></tr> <tr><td>3</td><td>636.00</td><td>71.953</td><td>M</td><td>17</td><td>1353.00</td><td>52.707</td><td>S</td></tr> <tr><td>4</td><td>657.00</td><td>72.603</td><td>W</td><td>18</td><td>1442.00</td><td>60.393</td><td>M</td></tr> <tr><td>5</td><td>797.00</td><td>73.287</td><td>W</td><td>19</td><td>1466.00</td><td>69.857</td><td>M</td></tr> <tr><td>6</td><td>837.00</td><td>76.953</td><td>W</td><td>20</td><td>1506.00</td><td>53.644</td><td>M</td></tr> <tr><td>7</td><td>965.00</td><td>78.205</td><td>W</td><td>21</td><td>1558.00</td><td>59.498</td><td>M</td></tr> <tr><td>8</td><td>993.00</td><td>68.545</td><td>M</td><td>22</td><td>1679.00</td><td>64.324</td><td>M</td></tr> <tr><td>9</td><td>1017.00</td><td>54.019</td><td>M</td><td>23</td><td>1607.00</td><td>46.474</td><td>S</td></tr> <tr><td>10</td><td>1066.00</td><td>49.720</td><td>S</td><td>24</td><td>1649.00</td><td>48.716</td><td>S</td></tr> <tr><td>11</td><td>1091.00</td><td>66.601</td><td>M</td><td>25</td><td>2897.00</td><td>60.715</td><td>M</td></tr> <tr><td>12</td><td>1112.00</td><td>67.983</td><td>M</td><td>26</td><td>2920.00</td><td>60.451</td><td>M</td></tr> <tr><td>13</td><td>1181.00</td><td>43.075</td><td>S</td><td>27</td><td>3435.00</td><td>27.065</td><td>VS</td></tr> <tr><td>14</td><td>1220.00</td><td>64.828</td><td>M</td><td>28</td><td>3524.00</td><td>34.486</td><td>S</td></tr> </tbody> </table>		No	cm-1	%T	Intensity	No	cm-1	%T	Intensity	1	554.00	74.025	W	15	1246.00	67.923	M	2	584.00	72.624	W	16	1286.00	56.564	M	3	636.00	71.953	M	17	1353.00	52.707	S	4	657.00	72.603	W	18	1442.00	60.393	M	5	797.00	73.287	W	19	1466.00	69.857	M	6	837.00	76.953	W	20	1506.00	53.644	M	7	965.00	78.205	W	21	1558.00	59.498	M	8	993.00	68.545	M	22	1679.00	64.324	M	9	1017.00	54.019	M	23	1607.00	46.474	S	10	1066.00	49.720	S	24	1649.00	48.716	S	11	1091.00	66.601	M	25	2897.00	60.715	M	12	1112.00	67.983	M	26	2920.00	60.451	M	13	1181.00	43.075	S	27	3435.00	27.065	VS	14	1220.00	64.828	M	28	3524.00	34.486	S
No	cm-1	%T	Intensity	No	cm-1	%T	Intensity																																																																																																																		
1	554.00	74.025	W	15	1246.00	67.923	M																																																																																																																		
2	584.00	72.624	W	16	1286.00	56.564	M																																																																																																																		
3	636.00	71.953	M	17	1353.00	52.707	S																																																																																																																		
4	657.00	72.603	W	18	1442.00	60.393	M																																																																																																																		
5	797.00	73.287	W	19	1466.00	69.857	M																																																																																																																		
6	837.00	76.953	W	20	1506.00	53.644	M																																																																																																																		
7	965.00	78.205	W	21	1558.00	59.498	M																																																																																																																		
8	993.00	68.545	M	22	1679.00	64.324	M																																																																																																																		
9	1017.00	54.019	M	23	1607.00	46.474	S																																																																																																																		
10	1066.00	49.720	S	24	1649.00	48.716	S																																																																																																																		
11	1091.00	66.601	M	25	2897.00	60.715	M																																																																																																																		
12	1112.00	67.983	M	26	2920.00	60.451	M																																																																																																																		
13	1181.00	43.075	S	27	3435.00	27.065	VS																																																																																																																		
14	1220.00	64.828	M	28	3524.00	34.486	S																																																																																																																		

Certificate of analysis of a reference substance: Kaempferol-3-glucoside

<p>PHYTOPLAN Pflanzliche Wirkstoffe und Analytik</p>	<p>PHYTOPLAN Diehm & Neuberger GmbH Im Neuenheimer Feld 519 D-69120 Heidelberg Tel.: 0 62 21/40 13 47 Fax: 0 62 21/43 76 64</p>
---	---

Analytical Report to the Certificate of Analysis (CA) CA-No.: 1051/1
Date: 31.07.2001
Kaempferol-3-glucoside page: 12 of 15
Batch No.: 0107202

9. UV-VIS-Spectrum
Solvent: Methanol (UVASOL, Merck)
Conc.: 6.7×10^{-2} mol/l

Result

Maxima: λ_{max} [nm]	log ϵ_{max}	Minima: λ_{min} [nm]	log ϵ_{min}
349.38	4.21	282.17	3.99
265.52	4.31	240.55	4.10

Data given in Ref.^[1]: λ_{max} [nm] log ϵ : 348.7 (4.20), 265.5 (4.35).

<p>PHYTOPLAN Pflanzliche Wirkstoffe und Analytik</p>	<p>PHYTOPLAN Diehm & Neuberger GmbH Im Neuenheimer Feld 519 D-69120 Heidelberg Tel.: 0 62 21/40 13 47 Fax: 0 62 21/43 76 64</p>
---	---

Analytical Report to the Certificate of Analysis (CA) CA-No.: 1051/1
Date: 31.07.2001
Kaempferol-3-glucoside page: 13 of 15
Batch No.: 0107202

10. FAB⁻-MASS Spectrum

Result
The measurement technic of the FAB⁻-MS mode leads to the molecule ions [M+H]⁺ and [M+Na]⁺. The peaks at m/z 449 (448+1) and m/z 471 (448+23) show the expected molecular mass (448) of Kaempferol-3-glucoside. Most other detected peaks derived from the NBA-matrix.

<p>PHYTOPLAN Pflanzliche Wirkstoffe und Analytik</p>	<p>PHYTOPLAN Diehm & Neuberger GmbH Im Neuenheimer Feld 519 D-69120 Heidelberg Tel.: 0 62 21/40 13 47 Fax: 0 62 21/43 76 64</p>
---	---

Analytical Report to the Certificate of Analysis (CA) CA-No.: 1051/1
Date: 31.07.2001
Kaempferol-3-glucoside page: 14 of 15
Batch No.: 0107202

11. Instrumentation

Determination	Apparatus
Melting Point	MEL-TEMP II apparatus, Laboratory Devices, USA
HPLC-Analysis	Pump: Shimadzu LC-10ADvp Detector (DAD): Shimadzu SPD-M10Avp Injector: Rheodyne 7725i, 10 μ L loop
¹ H-NMR-Spectrum	Bruker AM 300
¹³ C-NMR-Spectrum	Bruker AM 300
UV-VIS-Spectrum	Varian CARY 2300 Spectralphotometer
FT-IR-Spektrum	FT-IR-Spectrometer 1760X Perkin-Elmer
FAB ⁻ -MASS Spectrum	JEOL JMS-700

<p>PHYTOPLAN Pflanzliche Wirkstoffe und Analytik</p>	<p>PHYTOPLAN Diehm & Neuberger GmbH Im Neuenheimer Feld 519 D-69120 Heidelberg Tel.: 0 62 21/40 13 47 Fax: 0 62 21/43 76 64</p>
---	---

Analytical Report to the Certificate of Analysis (CA) CA-No.: 1051/1
Date: 31.07.2001
Kaempferol-3-glucoside page: 15 of 15
Batch No.: 0107202

12. References

- [1] T. Sekine et al., Chem. Pharm. Bull., **1993**, 41(6), 1185-87.
- [2] K. R. Markham, T. J. Marbury, Carbon-13 NMR Studies of Flavonoids-III, Tetrahedron, **1978**, 34, 1369-97.